

novanta SERIES KP91 KP92 KP93

MECHANICAL ATOMIZATION

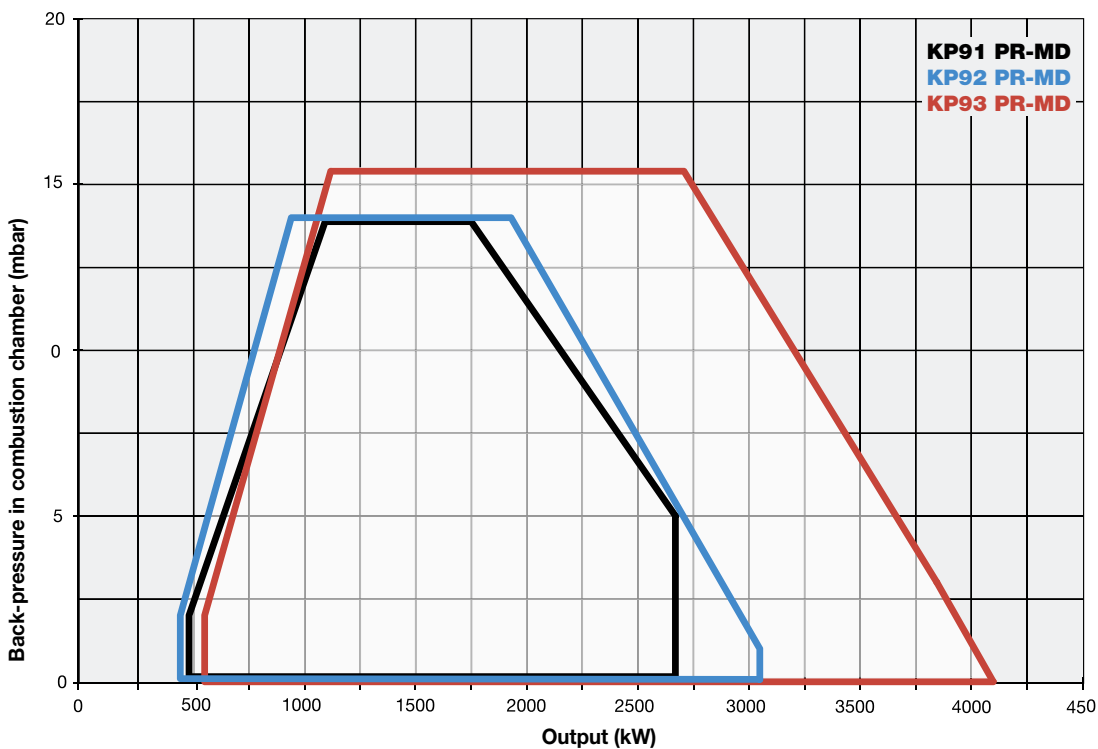
with viscosity up to 400 cSt at 50°C (50°E at 50°C)

GAS/HEAVY OIL

The dual flue series KP, suitable for industrial applications up to 4.100 kW, perfectly combines the mechanical devices and systems typical of gas burners with the ones of heavy oil burners. In this manner these burners can burn the two flues separately. This is possible because these burners are equipped with an independent electric motor for the activation of the oil pump. As a consequence, during gas firing the oil pump motor does not operate and remains off.

The burners are, therefore, provided with an UV photocell to control the flame during the operation. These burners are provided with a pre-heating tank equipped with low thermal load electrical resistance to ensure oil fluidity.

All burners, with progressive or modulating operation, have been built to burn fuels whose standard viscosity is 50 cSt at 50°C (7 E° at 50°C). Upon request it is available the version for heavy oils up to 400 cSt at 50°C (50 E° at 50°C) completed with the heating cable for the oil lance.



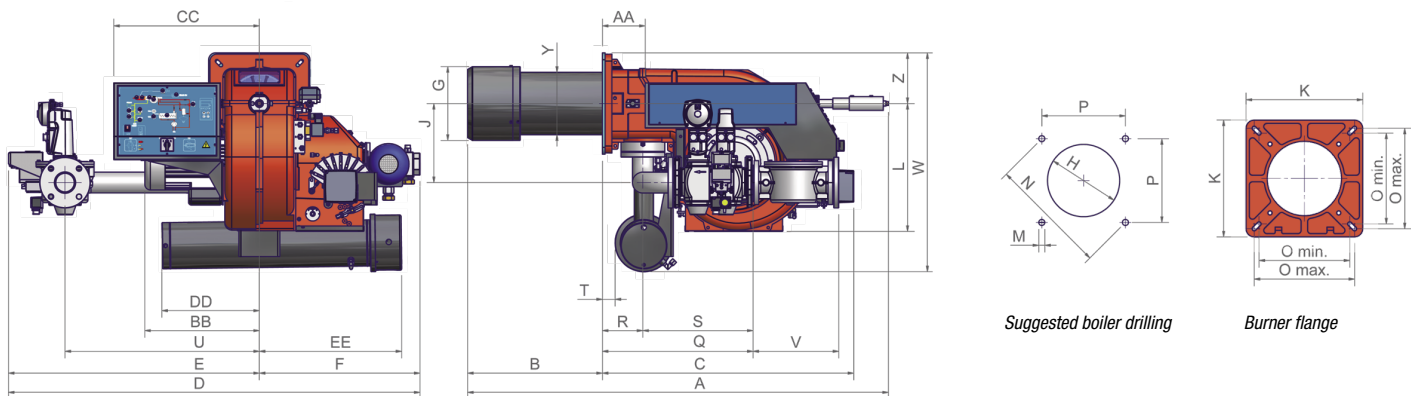
KP91 KP92 KP93 **novanta** SERIES

MECHANICAL ATOMIZATION
with viscosity up to 400 cSt at 50°C (50°E at 50°C)

TECHNICAL DETAILS

| Type | Model | Output kW | | Auxiliary electrical power supply | Motor electrical power supply | Fan motor kW | Pump motor kW | Resistor kW | Gas connections Rp |
|-------------|--------------------|-----------|-------|-----------------------------------|-------------------------------|--------------|---------------|-------------|--------------------------|
| | | min. | max. | | | | | | |
| KP91 | MN.xx.S.xx.A.1.xxx | 480 | 2.670 | 230 V 1N AC 50 Hz | 400 V 3 AC 50 Hz | 4,0 | 1,1 | 18 | 2" - DN65 - DN80 - DN100 |
| KP92 | MN.xx.S.xx.A.1.xxx | 480 | 3.050 | 230 V 1N AC 50 Hz | 400 V 3 AC 50 Hz | 5,5 | 1,1 | 18 | 2" - DN65 - DN80 - DN100 |
| KP93 | MN.xx.S.xx.A.1.xxx | 550 | 4.100 | 230 V 1N AC 50 Hz | 400 V 3 AC 50 Hz | 7,5 | 1,1 | 24 | 2" - DN65 - DN80 - DN100 |

For the configuration of the gas train, see page 112-113.



Suggested boiler drilling

Burner flange

| Type | Packaging dimensions (mm) | | | |
|-------------|---------------------------|------|------|-----|
| | l | p | h | kg |
| KP91 | 1730 | 1280 | 1020 | 370 |
| KP92 | 1730 | 1280 | 1020 | 370 |
| KP93 | 1730 | 1280 | 1020 | 370 |

Approximate values

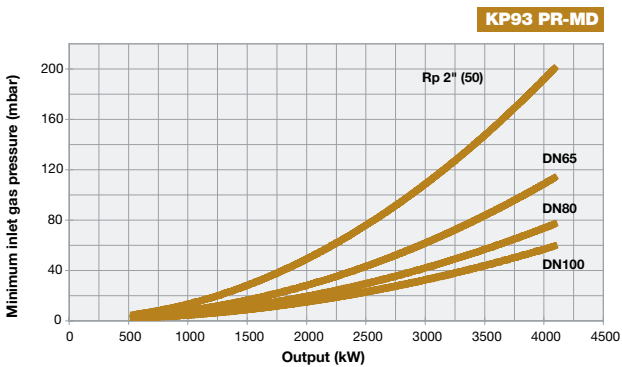
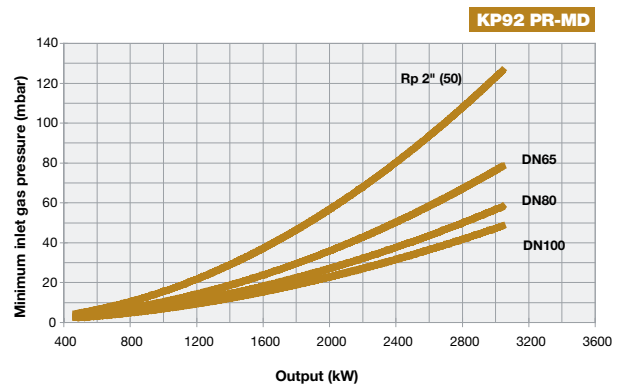
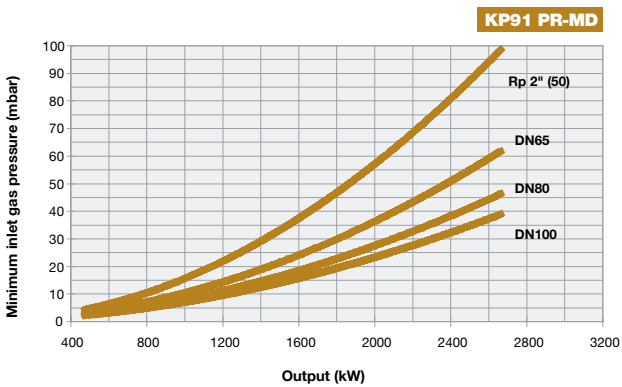
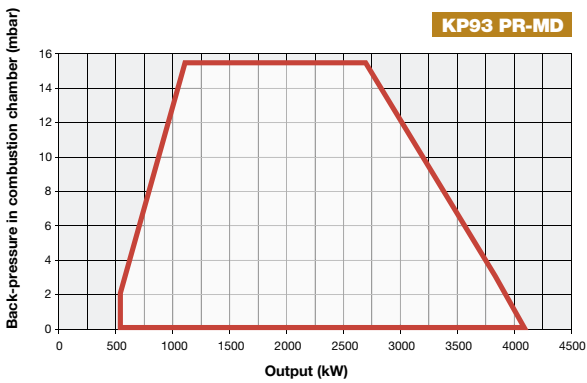
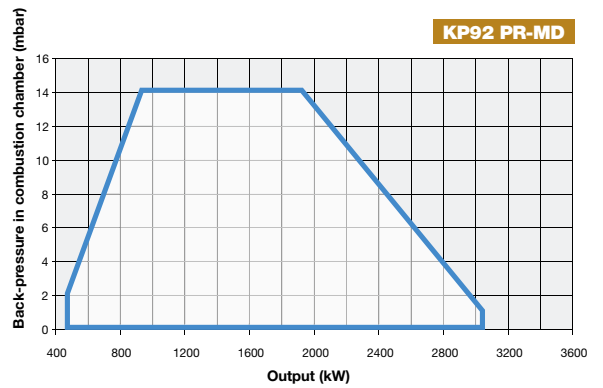
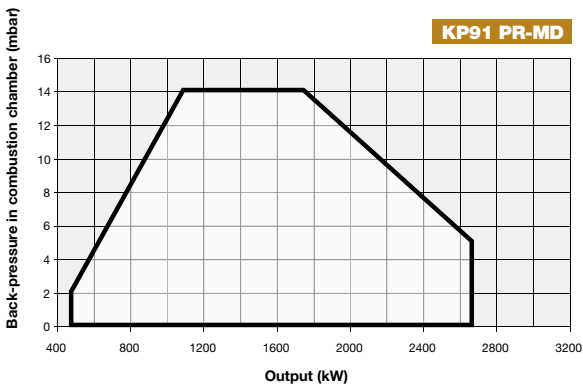
| Type | Model | Overall dimensions (mm) | | | | | | | | | | | | | | | | | | | | | | | | | | | | | | | | | | | |
|-------------|--------------------|-------------------------|-----|-----|----|-----|-----|-----|-----|-----|------|-----|------|-----|-----|-----|-----|-----|-----|-----|-----|-----|-----|-----|-----|-----|-----|-----|-----|-----|-----|----|-----|-----|-----|-----|-----|
| | | A | AA | AC | AD | AE | AN | AP | B | BB | C | CC | D | DD | E | EE | F | G | H | I | J | K | L | M | N | O | P | Q | R | S | T | U | V | W | Y | Z | |
| | | min max | | | | | | | | | | | | | | | | | | | | | | | | | | | | | | | | | | | |
| KP91 | MN.xx.S.xx.A.1.50 | 1550 | 152 | 343 | 35 | 473 | 429 | 100 | 520 | 441 | 1030 | 533 | 1345 | 464 | 726 | 441 | 619 | 304 | 344 | 228 | 329 | 360 | 466 | M12 | 424 | 280 | 310 | 300 | 522 | 148 | 374 | 44 | 624 | 216 | 783 | 240 | 185 |
| KP91 | MN.xx.S.xx.A.1.65 | 1550 | 152 | 343 | 35 | 473 | 405 | 117 | 520 | 441 | 1030 | 533 | 1494 | 464 | 875 | 441 | 619 | 304 | 344 | 228 | 288 | 360 | 466 | M12 | 424 | 280 | 310 | 300 | 632 | 148 | 484 | 44 | 750 | 292 | 783 | 240 | 185 |
| KP91 | MN.xx.S.xx.A.1.80 | 1550 | 152 | 343 | 35 | 473 | 439 | 132 | 520 | 441 | 1030 | 533 | 1496 | 464 | 877 | 441 | 619 | 304 | 344 | 228 | 307 | 360 | 466 | M12 | 424 | 280 | 310 | 300 | 683 | 148 | 535 | 44 | 750 | 313 | 783 | 240 | 185 |
| KP91 | MN.xx.S.xx.A.1.100 | 1550 | 152 | 343 | 35 | 473 | 592 | 145 | 520 | 441 | 1030 | 533 | 1586 | 464 | 967 | 441 | 619 | 304 | 344 | 228 | 447 | 360 | 466 | M12 | 424 | 280 | 310 | 300 | 790 | 148 | 642 | 44 | 824 | 353 | 783 | 240 | 185 |
| KP92 | MN.xx.S.xx.A.1.50 | 1550 | 152 | 343 | 35 | 473 | 429 | 100 | 520 | 441 | 1030 | 533 | 1345 | 464 | 726 | 441 | 619 | 304 | 344 | 228 | 329 | 360 | 466 | M12 | 424 | 280 | 310 | 300 | 522 | 148 | 374 | 44 | 624 | 216 | 783 | 240 | 185 |
| KP92 | MN.xx.S.xx.A.1.65 | 1550 | 152 | 343 | 35 | 473 | 405 | 117 | 520 | 441 | 1030 | 533 | 1494 | 464 | 875 | 441 | 619 | 304 | 344 | 228 | 288 | 360 | 466 | M12 | 424 | 280 | 310 | 300 | 632 | 148 | 484 | 44 | 750 | 292 | 783 | 240 | 185 |
| KP92 | MN.xx.S.xx.A.1.80 | 1550 | 152 | 343 | 35 | 473 | 439 | 132 | 520 | 441 | 1030 | 533 | 1496 | 464 | 877 | 441 | 619 | 304 | 344 | 228 | 307 | 360 | 466 | M12 | 424 | 280 | 310 | 300 | 683 | 148 | 535 | 44 | 750 | 313 | 783 | 240 | 185 |
| KP92 | MN.xx.S.xx.A.1.100 | 1550 | 152 | 343 | 35 | 473 | 592 | 145 | 520 | 441 | 1030 | 533 | 1586 | 464 | 967 | 441 | 619 | 304 | 344 | 228 | 447 | 360 | 466 | M12 | 424 | 280 | 310 | 300 | 790 | 148 | 642 | 44 | 824 | 353 | 783 | 240 | 185 |
| KP93 | MN.xx.S.xx.A.1.50 | 1525 | 152 | 343 | 35 | 473 | 429 | 100 | 495 | 460 | 1030 | 533 | 1345 | 464 | 726 | 441 | 619 | 304 | 344 | 228 | 329 | 360 | 466 | M12 | 424 | 280 | 310 | 300 | 522 | 148 | 374 | 44 | 624 | 216 | 783 | 248 | 185 |
| KP93 | MN.xx.S.xx.A.1.65 | 1525 | 152 | 343 | 35 | 473 | 405 | 117 | 495 | 460 | 1030 | 533 | 1494 | 464 | 875 | 441 | 619 | 304 | 344 | 228 | 288 | 360 | 466 | M12 | 424 | 280 | 310 | 300 | 632 | 148 | 484 | 44 | 750 | 292 | 783 | 248 | 185 |
| KP93 | MN.xx.S.xx.A.1.80 | 1525 | 152 | 343 | 35 | 473 | 439 | 132 | 495 | 460 | 1030 | 533 | 1496 | 464 | 877 | 441 | 619 | 304 | 344 | 228 | 307 | 360 | 466 | M12 | 424 | 280 | 310 | 300 | 683 | 148 | 535 | 44 | 750 | 313 | 783 | 248 | 185 |
| KP93 | MN.xx.S.xx.A.1.100 | 1525 | 152 | 343 | 35 | 473 | 592 | 145 | 495 | 460 | 1030 | 533 | 1586 | 464 | 967 | 441 | 619 | 304 | 344 | 228 | 447 | 360 | 466 | M12 | 424 | 280 | 310 | 300 | 790 | 148 | 642 | 44 | 824 | 353 | 783 | 248 | 185 |

Approximate values

NOTE: dimensions with Siemens VGD valves

novanta SERIES **KP91 KP92 KP93**
MECHANICAL ATOMIZATION
 with viscosity up to 400 cSt at 50°C (50°E at 50°C)

GAS/HEAVY OIL



Attention: the graph shows the value of the gas output (kW) against the corresponding pressure without the combustion chamber back pressure. To know the minimum gas pressure at gas train, in order to get the gas output, it is necessary to add the boiler back pressure to the value read on the curve.