G6 G10 G18 (24 Volt DC)

The originality of this new burner series is the electrical supply at 24V DC. They cover applications such as the cleaning of rubbish skips or streets. These burners are derived from the series made for bakery ovens and from it they take the sturdy construction: an essential element for this kind of installations.
The components of the light oil circuit are the same of the traditional burners from which they keep the same friendly user maintenance. The control box, the motor and the solenoid coils are all suitable to be used at 24 V DC.
The burners are produced in three versions "On-Off" with a range from 29 to 209 kW. With this new series, CIB UNIGAS wants to introduce a product suitable to a highly specific market.

TECHNICAL DETAILS

Type	Model	Power kW		Electric power supply	Fan motor
		min.	max.		kW
G6	G-.TN.x.xx.Y	29	70	24 V DC	0,11
G10	G-.TN.x.xx.Y	58	116	24 V DC	0,18
G18	G-.TN.x.xx.Y	105	209	24 V DC	0,18

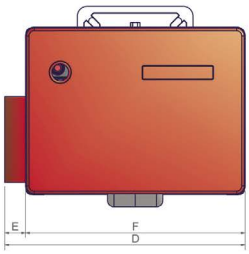

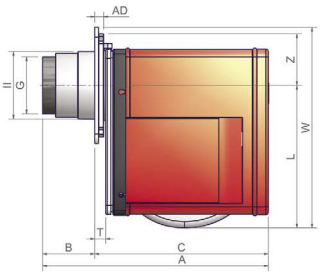

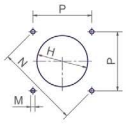

Suggested boiler drilling

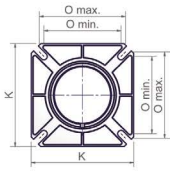

Burner flange

Type	Packaging dimensions (mm)			
	l	p	h	kg
G6	360	300	560	18
G10	420	340	630	21
G18	420	340	630	21

Approximate values

Type	Model	Overall dimensions (mm)																Burner flange (mm)			Boiler drilling (mm)			
		AS	AL	AD	BS	BL	C	CL	D	E	F	G	II	L	T	Z	W	K	O		H	M	N	P
		min. ÷ max.													min.				min. max.					
G6	G-.TN.x.xx.Y	345	455	12	53÷67	53÷177	278÷292	278÷402	375	65	310	80	-	187	-	80	265	162	86	138	101	M8	156	112
G10	G-.TN.x.xx.Y	351	471	14	81	201	270	270	375	33	342	89	105	221	17	80	311	160	120	134	125	M8	187	132
G18	G-.TN.x.xx.Y	351	471	14	81	201	270	270	375	33	342	115	-	221	17	80	311	160	120	134	134	M8	187	132

Approximate values

MECHANICAL OPERATION

Model	Operation	G6		G10		G18	
		Code	Price €	Code	Price €	Code	Price €
G-.TN.S.xx.Y	TN	001052201		002054301		002054501	
G-.TN.L.xx.Y	TN	001052301		002054401		002054601	

In compliance with:
- Low Tension Directive 2014/35/UE - Electromagnetic Compatibility Directive 2014/30/UE - Machinery Directive 2006/42/CE