
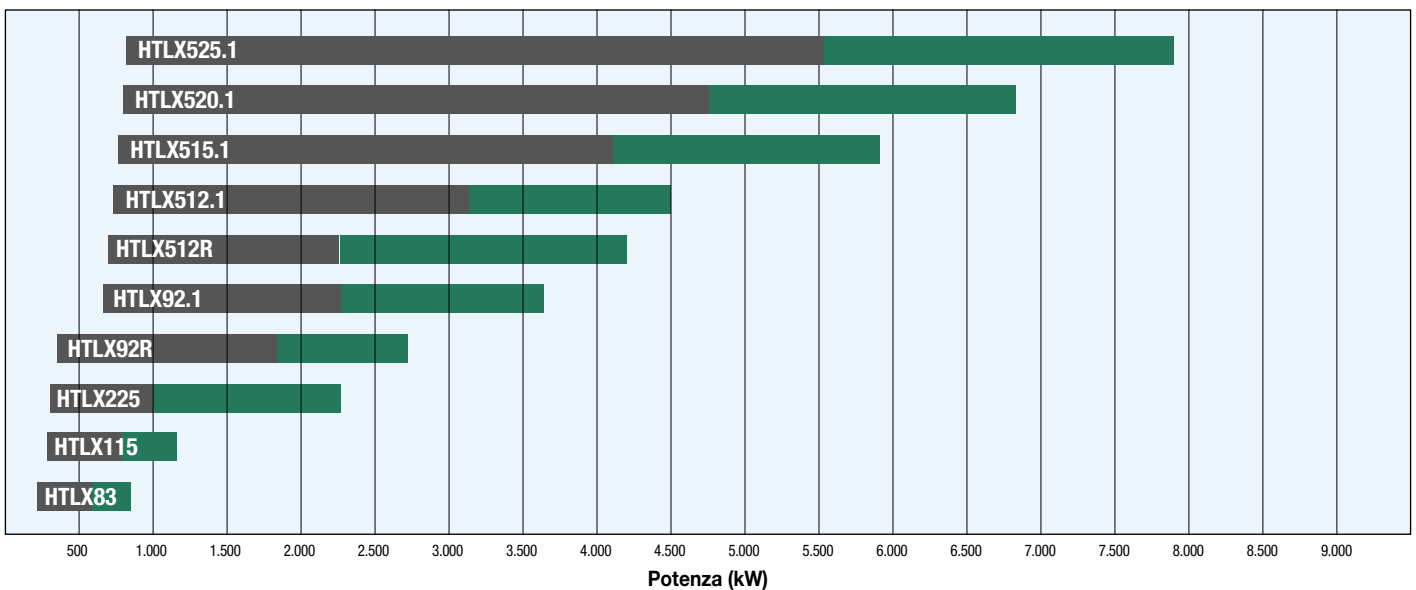
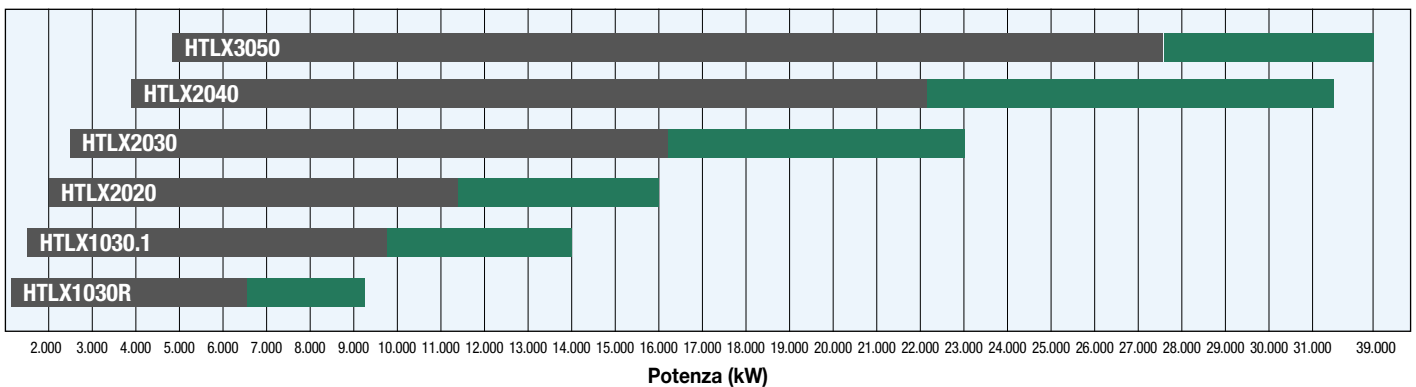





TIPO **HTLX** HTLX83 ... HTLX3050



GAS/GASOLIO





GAS/GASOLIO


HTLX83 ... HTLX3050 TIPO HTLX

Tipo	Potenza minima di modulazione kW	Potenza minima di applicazione kW	Potenza massima kW
HTLX83	200	580	830
HTLX115	300	805	1.150
HTLX225	230	1.000	2.280
HTLX92R	340	1.890	2.700
HTLX92.1	650	2.317	3.650
HTLX512R	850	2.440	4.200
HTLX512.1	700	3.147	4.500
HTLX515.1	580	4.126	5.900
HTLX520.1	650	4.760	6.800
HTLX525.1	860	5.525	7.900
HTLX1030R	1.090	6.475	9.250
HTLX1030.1	1.550	9.790	14.000
HTLX2020	2.000	11.200	16.000
HTLX2030	2.400	16.083	23.000
HTLX2040	3.900	22.050	31.500
HTLX3050	4.900	27.300	39.000

CARATTERISTICHE TECNICHE

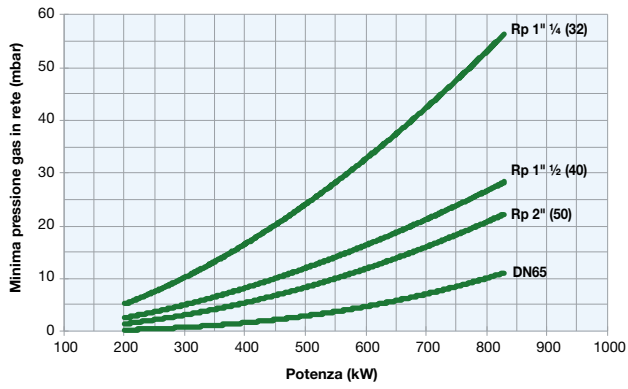
Tipo	Modello	Potenza kW		Motore pompa KW	Alimentazione elettrica monofase ausiliari	Alimentazione elettrica trifase motore	Attacchi gas Rp
		min.	max.				
HTLX83	MG.xx.S.xx.x.x.xxx.xx	200	830	0,55	230 V 1N AC 50 Hz	400 V 3 AC 50 Hz	1"¼ - 1"½ - 2" - DN65
HTLX115	MG.xx.S.xx.x.x.xxx.xx	300	1.150	0,55	230 V 1N AC 50 Hz	400 V 3 AC 50 Hz	1"½ - 2" - DN65 - DN80
HTLX225	MG.xx.S.xx.x.x.xxx.xx	230	2.280	0,55	230 V 1N AC 50 Hz	400 V 3 AC 50 Hz	2" - DN65 - DN80 - DN100
HTLX92R	MG.xx.S.xx.x.x.xxx.xx	340	2.700	0,55	230 V 1N AC 50 Hz	400 V 3 AC 50 Hz	2" - DN65 - DN80 - DN100
HTLX92.1	MG.xx.S.xx.x.x.xxx.xx	650	3.650	1,1	230 V 1N AC 50 Hz	400 V 3 AC 50 Hz	2" - DN65 - DN80 - DN100
HTLX512R	MG.xx.S.xx.x.x.xxx.xx	850	4.200	1,1	230 V 1N AC 50 Hz	400 V 3 AC 50 Hz	2" - DN65 - DN80 - DN100
HTLX512.1	MG.xx.S.xx.x.x.xxx.xx	700	4.500	1,1	230 V 1N AC 50 Hz	400 V 3 AC 50 Hz	2" - DN65 - DN80 - DN100
HTLX515.1	MG.xx.S.xx.x.x.xxx.xx	580	5.900	1,5	230 V 1N AC 50 Hz	400 V 3 AC 50 Hz	2" - DN65 - DN80 - DN100
HTLX520.1	MG.xx.S.xx.x.x.xxx.xx	650	6.800	1,5	230 V 1N AC 50 Hz	400 V 3 AC 50 Hz	2" - DN65 - DN80 - DN100
HTLX525.1	MG.xx.S.xx.x.x.xxx.xx	860	7.900	4,0	230 V 1N AC 50 Hz	400 V 3 AC 50 Hz	DN65 - DN80 - DN100
HTLX1030R	MG.xx.S.xx.x.x.xxx.xx	1.090	9.250	5,5	230 V 1N AC 50 Hz	400 V 3 AC 50 Hz	DN65 - DN80 - DN100
HTLX1030.1	MG.xx.S.xx.x.x.xxx.xx	1.550	14.000	5,5	230 V 1N AC 50 Hz	400 V 3 AC 50 Hz	DN80 - DN100 - DN125
HTLX2020	MG.xx.S.xx.x.x.xxx.xx	2.000	16.000	5,5	230 V 1N AC 50 Hz	400 V 3 AC 50 Hz	DN80 - DN100 - DN125
HTLX2030	MG.xx.S.xx.x.x.xxx.xx	2.400	23.000	5,5	230 V 1N AC 50 Hz	400 V 3 AC 50 Hz	DN100 - DN125
HTLX2040	MG.xx.S.xx.x.x.xxx.xx	3.900	31.500	5,5/7,5	230 V 1N AC 50 Hz	400 V 3 AC 50 Hz	DN100 - DN125 - DN150
HTLX3050	MG.xx.S.xx.x.x.xxx.xx	4.900	39.000	5,5/7,5	230 V 1N AC 50 Hz	400 V 3 AC 50 Hz	DN125 - DN150 - DN200

TIPO **HTLX** HTLX83 ... HTLX3050

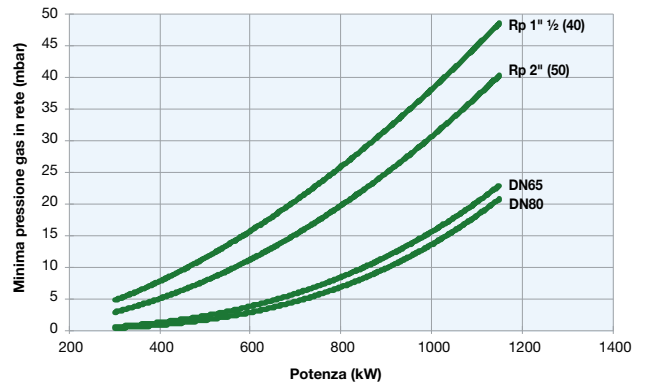


GAS/GASOLIO

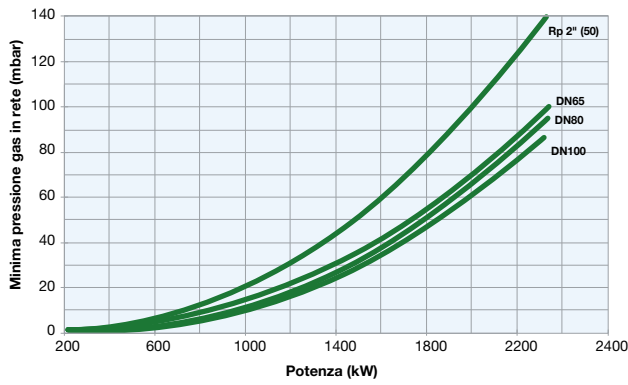
HTLX83 PR-MD



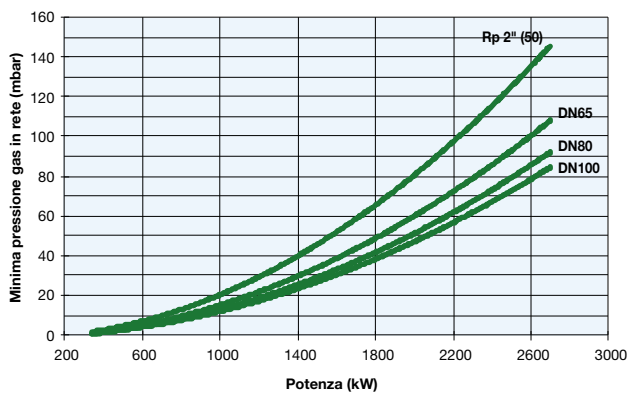
HTLX115 PR-MD



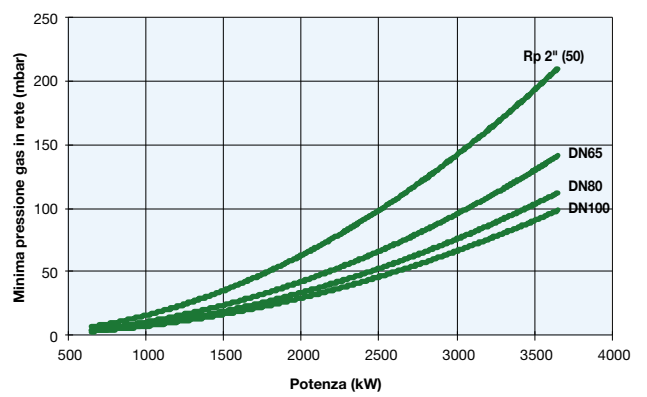
HTLX225 PR-MD




HTLX92R PR-MD

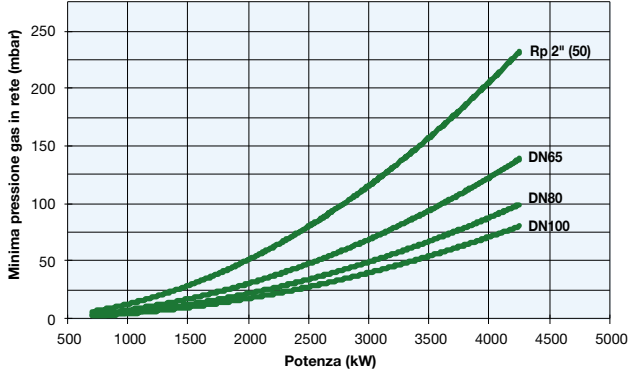


HTLX92.1 PR-MD

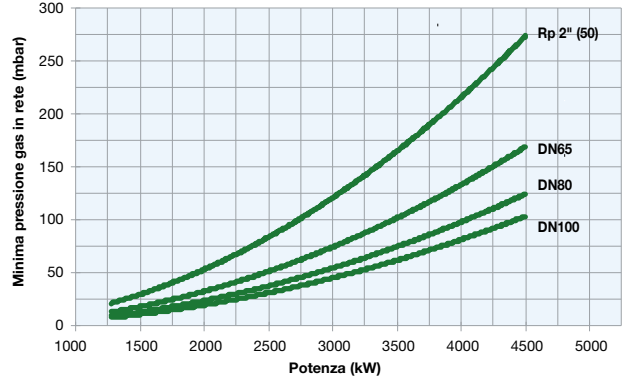




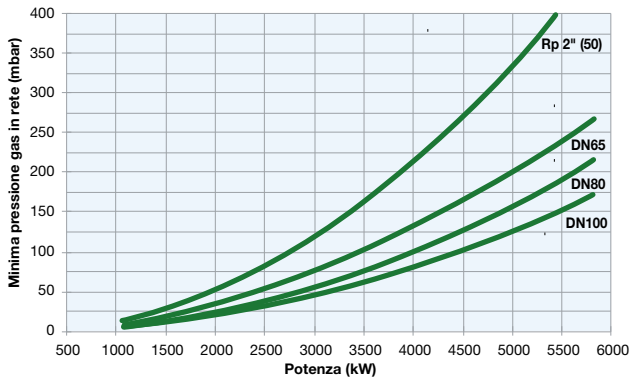
HTLX512R PR-MD



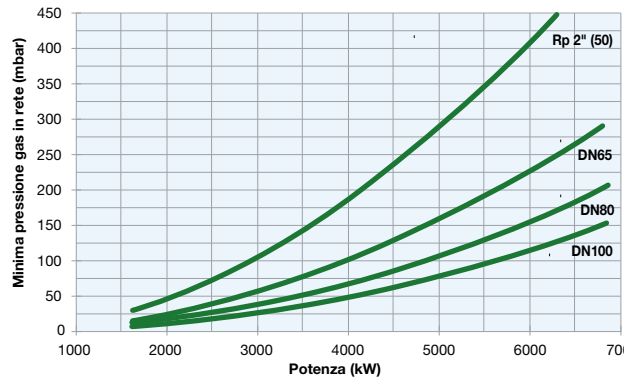
HTLX512.1 PR-MD



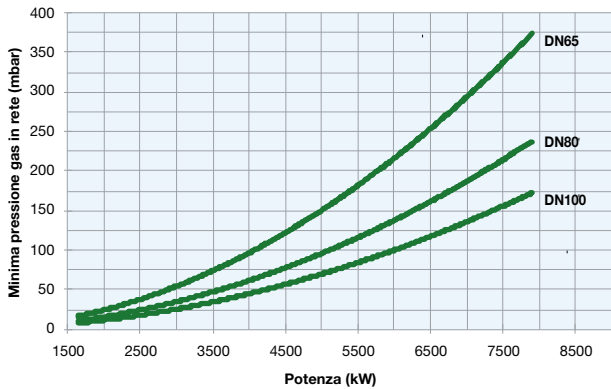
HTLX515.1 PR-MD




HTLX520.1 PR-MD



HTLX525.1 PR-MD

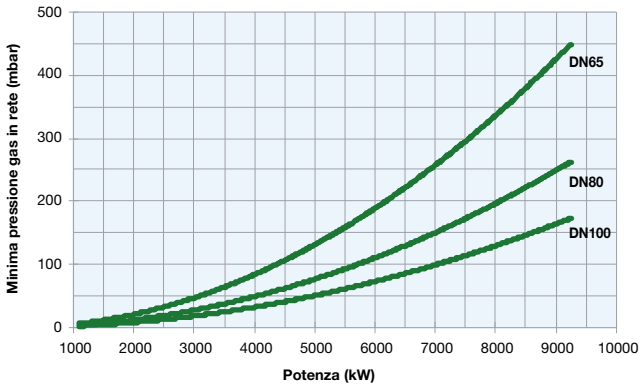


TIPO HTLX HTLX83 ... HTLX3050

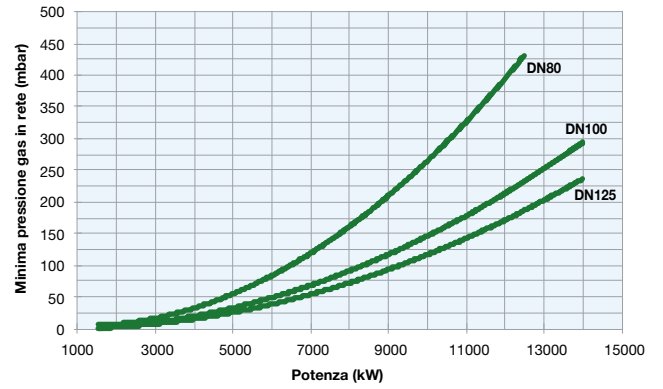


GAS/GASOLIO

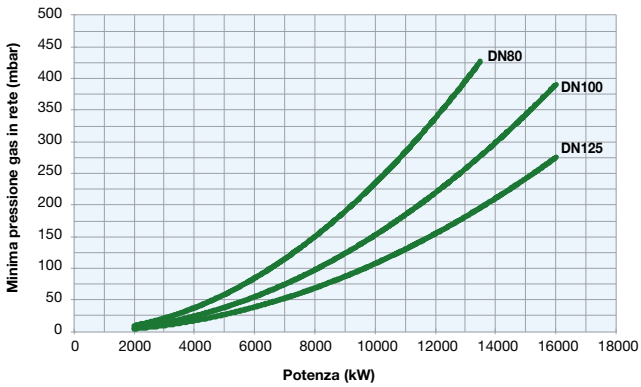
HTLX1030R PR-MD



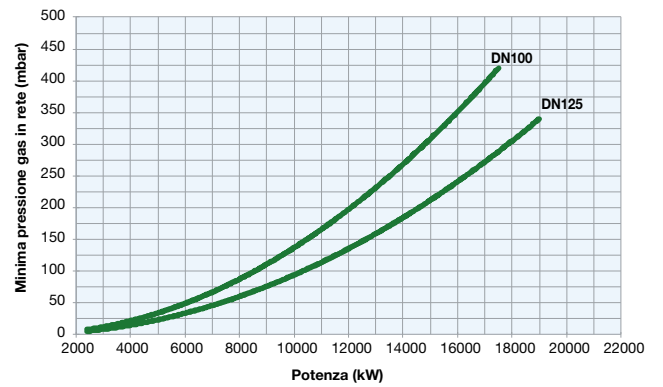
HTLX1030.1 PR-MD



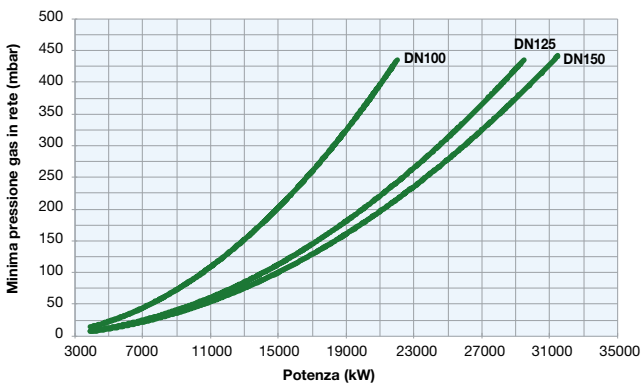
HTLX2020 PR-MD



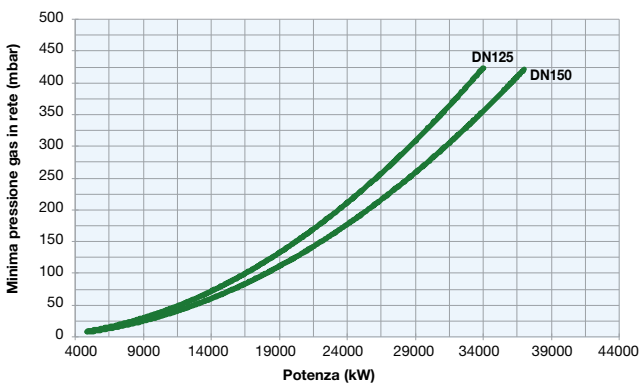
HTLX2030 PR-MD



HTLX2040 PR-MD



HTLX3050 PR-MD



HTLX3050 PR-MD with pneumatic valves

