
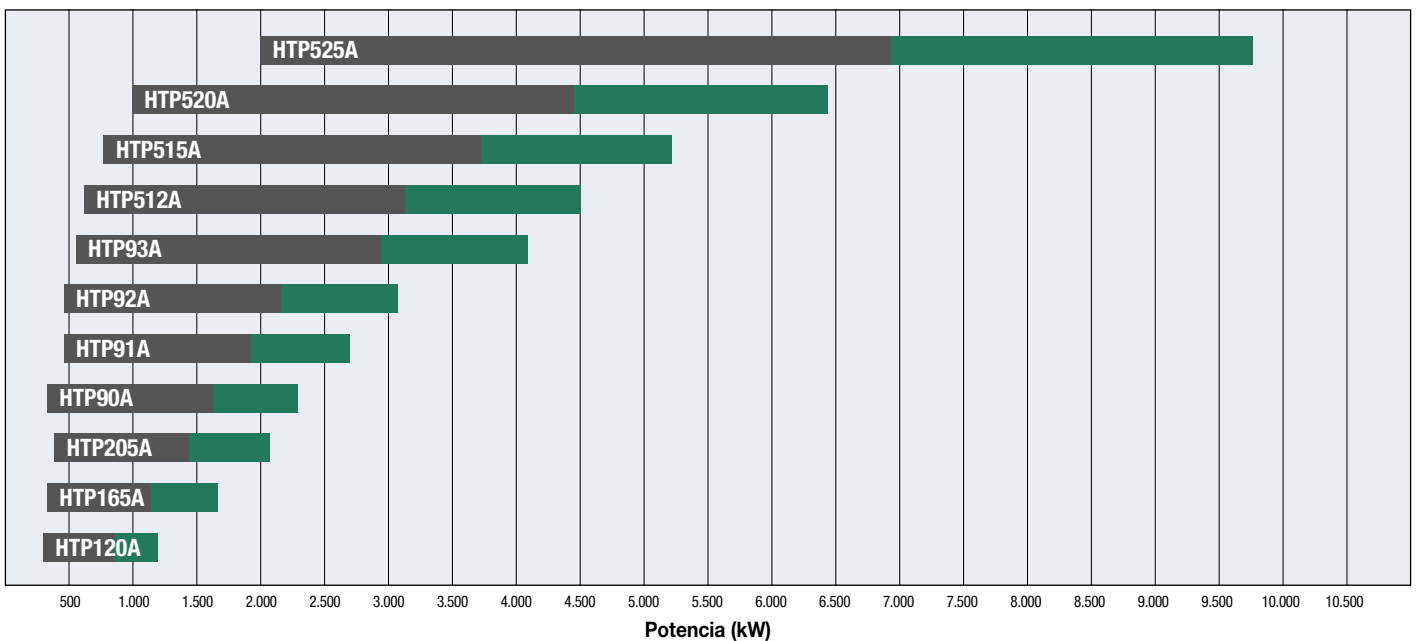
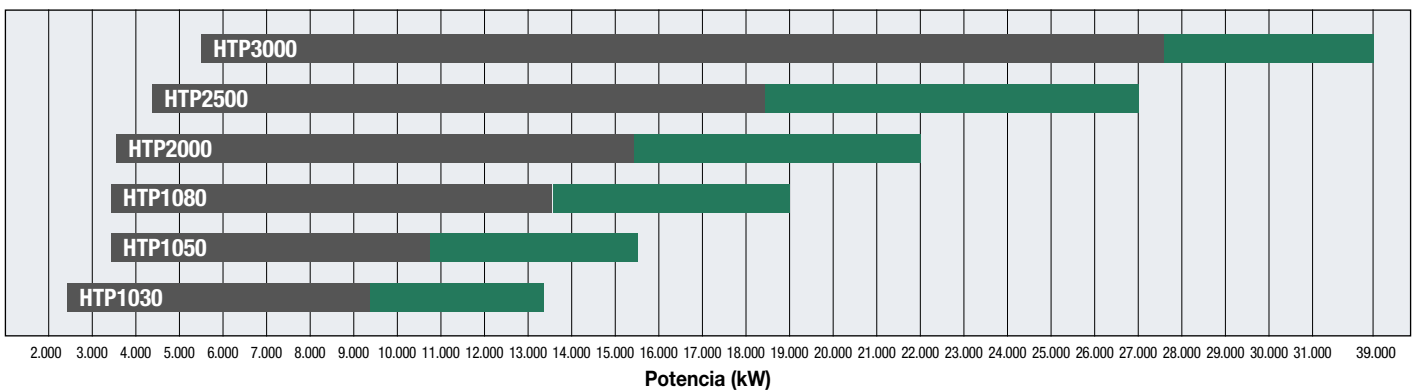




TIPO **HTP** HTP120A ... HTP3000



GAS/GASOLEO






Tipo	Potencia mínima de modulación kW	Potencia mínima de aplicación kW	Potencia máxima kW
HTP120A	300	840	1.200
HTP165A	320	1.154	1.650
HTP205A	340	1.433	2.050
HTP90A	320	1.610	2.300
HTP91A	480	1.869	2.670
HTP92A	480	2.135	3.050
HTP93A	550	2.870	4.100
HTP512A	600	3.150	4.500
HTP515A	770	3.640	5.200
HTP520A	1.000	4.480	6.400
HTP525A	2.000	6.825	9.750
HTP1030	2.500	9.310	13.300
HTP1050	3.500	10.850	15.500
HTP1080	3.500	13.300	19.000
HTP2000	3.600	15.400	22.000
HTP2500	4.500	18.400	27.000
HTP3000	5.500	27.300	39.000

## CARACTERÍSTICAS TÉCNICAS

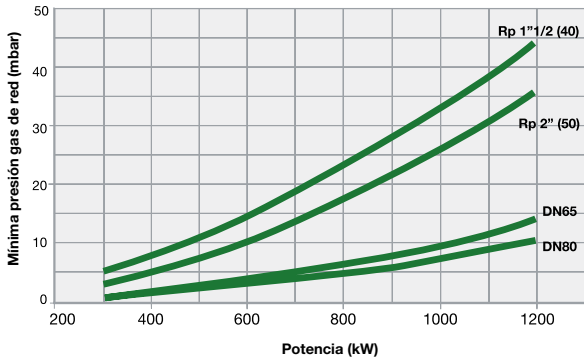
Tipo	Modelo	Potencia kW		Motor de la bomba KW	Alimentación eléctrica monofásica auxiliares	Alimentación eléctrica trifásica motor	Rampa gas
		min.	max.				Rp
HTP120A	MG.xx.S.xx.x.x.xxx.xx	300	1.200	0,55	230 V 1N AC 50 Hz	400 V 3 AC 50 Hz	1"¼ - 1"½ - 2" - DN65 - DN80
HTP165A	MG.xx.S.xx.x.x.xxx.xx	320	1.650	0,55	230 V 1N AC 50 Hz	400 V 3 AC 50 Hz	1"¼ - 1"½ - 2" - DN65 - DN80
HTP205A	MG.xx.S.xx.x.x.xxx.xx	340	2.050	0,55	230 V 1N AC 50 Hz	400 V 3 AC 50 Hz	1"¼ - 1"½ - 2" - DN65 - DN80
HTP90A	MG.xx.S.xx.x.x.xxx.xx	320	2.300	0,55	230 V 1N AC 50 Hz	400 V 3 AC 50 Hz	2" - DN65 - DN80 - DN100
HTP91A	MG.xx.S.xx.x.x.xxx.xx	480	2.670	1,1	230 V 1N AC 50 Hz	400 V 3 AC 50 Hz	2" - DN65 - DN80 - DN100
HTP92A	MG.xx.S.xx.x.x.xxx.xx	480	3.050	1,1	230 V 1N AC 50 Hz	400 V 3 AC 50 Hz	2" - DN65 - DN80 - DN100
HTP93A	MG.xx.S.xx.x.x.xxx.xx	550	4.100	1,1	230 V 1N AC 50 Hz	400 V 3 AC 50 Hz	2" - DN65 - DN80 - DN100
HTP512A	MG.xx.S.xx.x.x.xxx.xx	600	4.500	1,1	230 V 1N AC 50 Hz	400 V 3 AC 50 Hz	2" - DN65 - DN80 - DN100
HTP515A	MG.xx.S.xx.x.x.xxx.xx	770	5.200	1,5	230 V 1N AC 50 Hz	400 V 3 AC 50 Hz	2" - DN65 - DN80 - DN100
HTP520A	MG.xx.S.xx.x.x.xxx.xx	1.000	6.400	1,5	230 V 1N AC 50 Hz	400 V 3 AC 50 Hz	2" - DN65 - DN80 - DN100
HTP525A	MG.xx.S.xx.x.x.xxx.xx	2.000	9.750	4,0	230 V 1N AC 50 Hz	400 V 3 AC 50 Hz	DN65 - DN80 - DN100
HTP1030	MG.xx.S.xx.x.x.xxx.xx	2.500	13.300	5,5	230 V 1N AC 50 Hz	400 V 3 AC 50 Hz	DN80 - DN100 - DN125
HTP1050	MG.xx.S.xx.x.x.xxx.xx	3.500	15.500	5,5	230 V 1N AC 50 Hz	400 V 3 AC 50 Hz	DN100 - DN125
HTP1080	MG.xx.S.xx.x.x.xxx.xx	3.500	19.000	5,5	230 V 1N AC 50 Hz	400 V 3 AC 50 Hz	DN100 - DN125
HTP2000	MG.xx.S.xx.x.x.xxx.xx	3.600	22.000	5,5	230 V 1N AC 50 Hz	400 V 3 AC 50 Hz	DN125 - DN150
HTP2500	MG.xx.S.xx.x.x.xxx.xx	4.500	27.000	5,5/7,5	230 V 1N AC 50 Hz	400 V 3 AC 50 Hz	DN125 - DN150
HTP3000	MG.xx.S.xx.x.x.xxx.xx	5.500	39.000	5,5/7,5	230 V 1N AC 50 Hz	400 V 3 AC 50 Hz	DN125 - DN150 - DN200

TIPO **HTP** HTP120A ... HTP3000

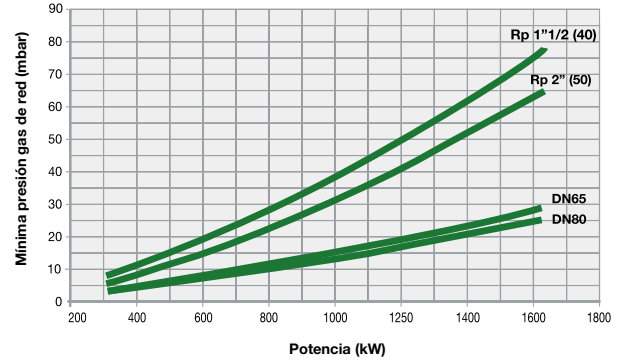


GAS/GASOLEO

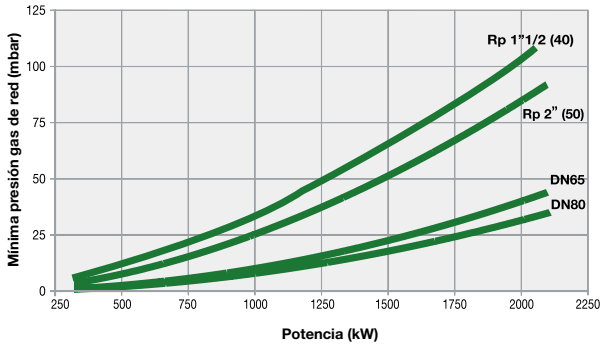
**HTP120A PR-MD**




**HTP165A PR-MD**

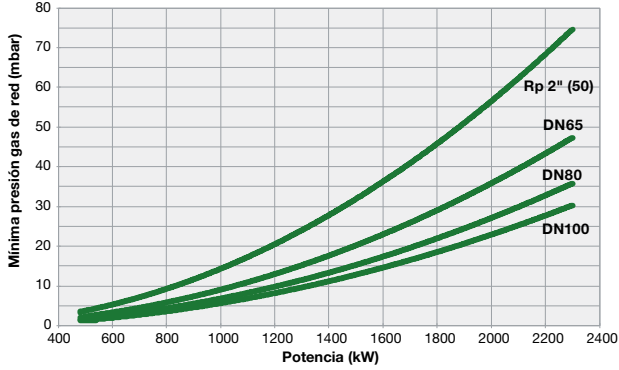


**HTP205A PR-MD**

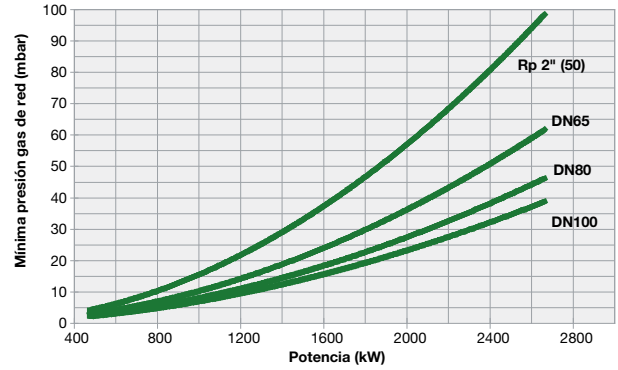




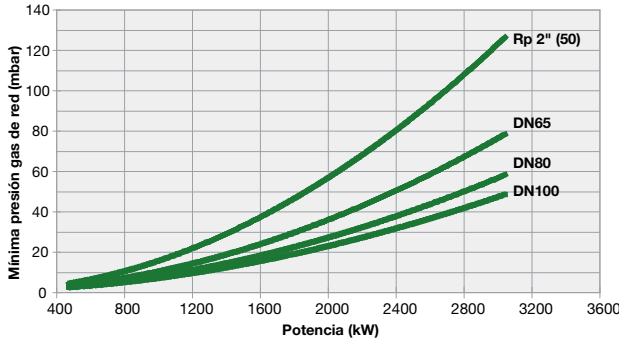
HTP90A PR-MD



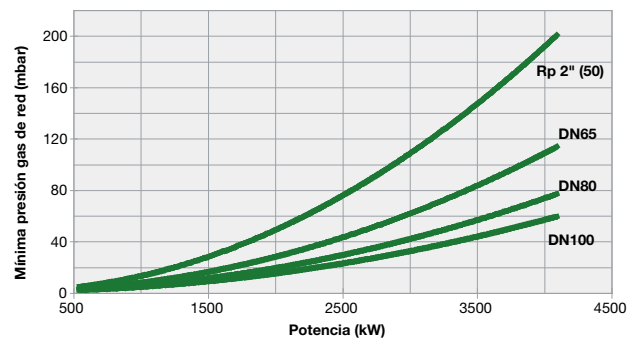
HTP91A PR-MD



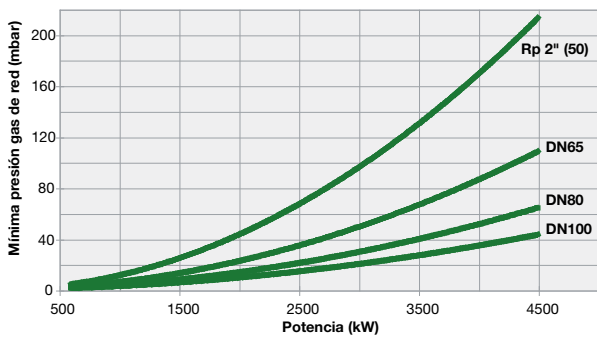
HTP92A PR-MD



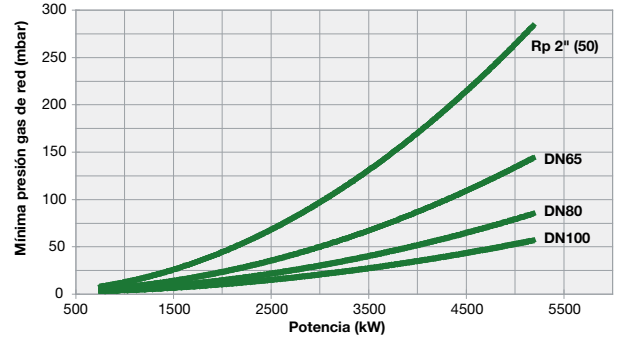
HTP93A PR-MD



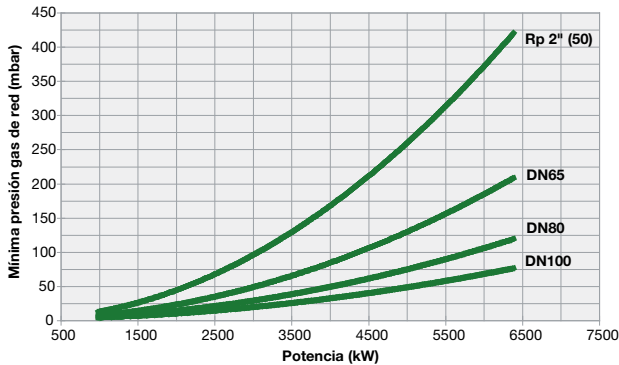
HTP512A PR-MD



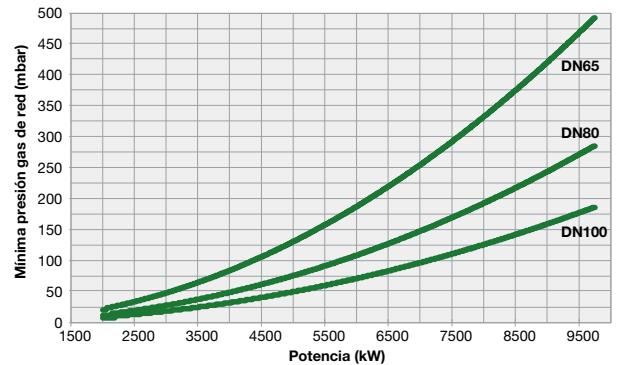
HTP515A PR-MD




HTP520A PR-MD



HTP525A PR-MD

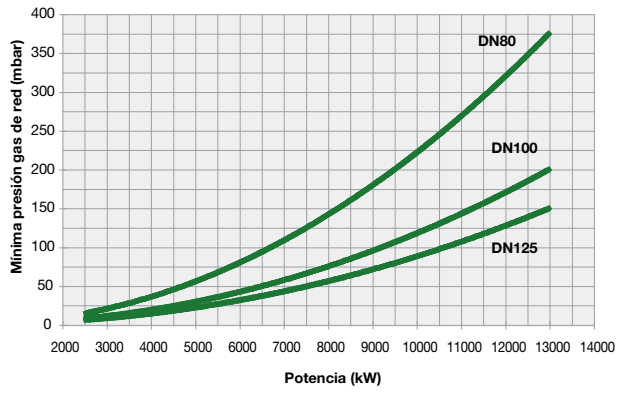


TIPO **HTP** HTP120A ... HTP3000

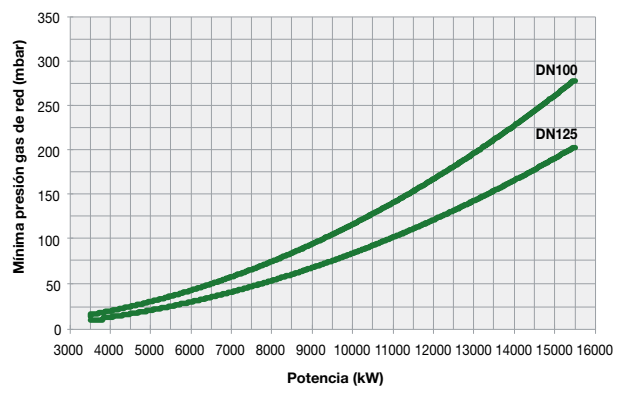


GAS/GASOLEO

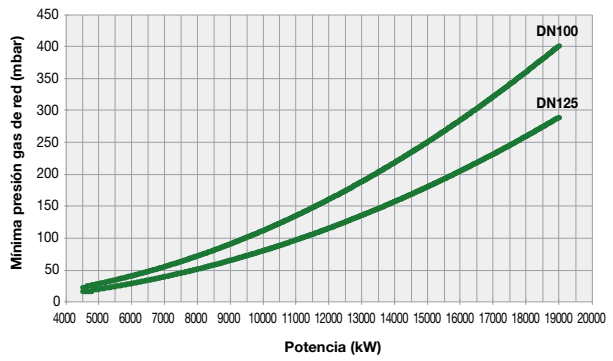
**HTP1030 PR-MD**



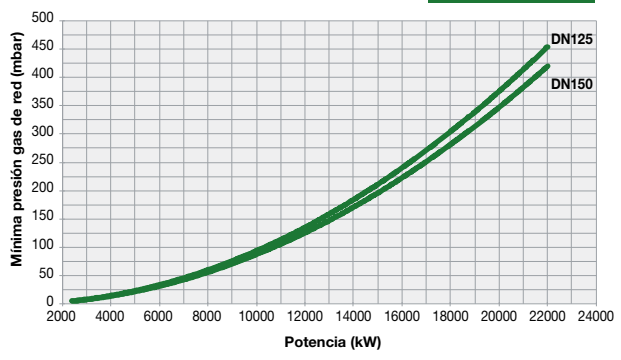
**HTP1050 PR-MD**



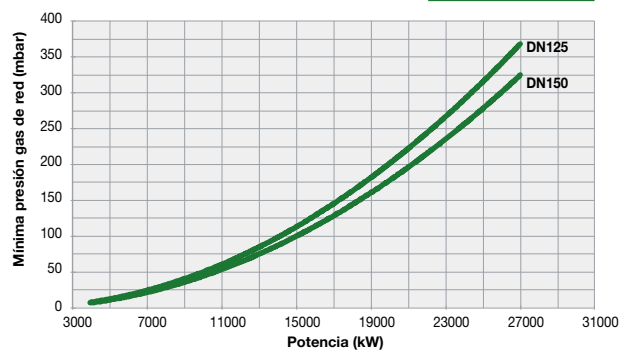
**HTP1080 PR-MD**



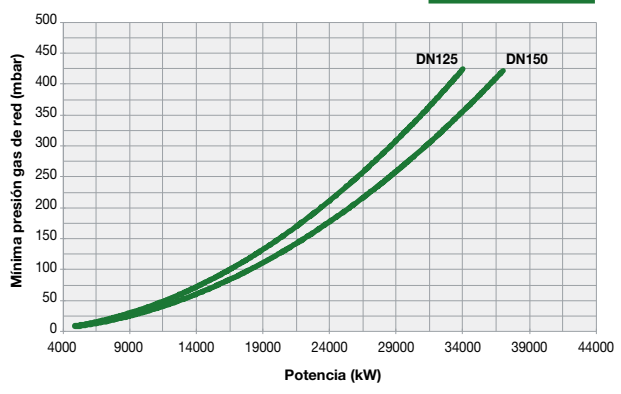
**HTP2000 PR-MD**



**HTP2500 PR-MD**



**HTP3000 PR-MD**



**HTP3000 PR-MD con válvulas neumáticas**

