
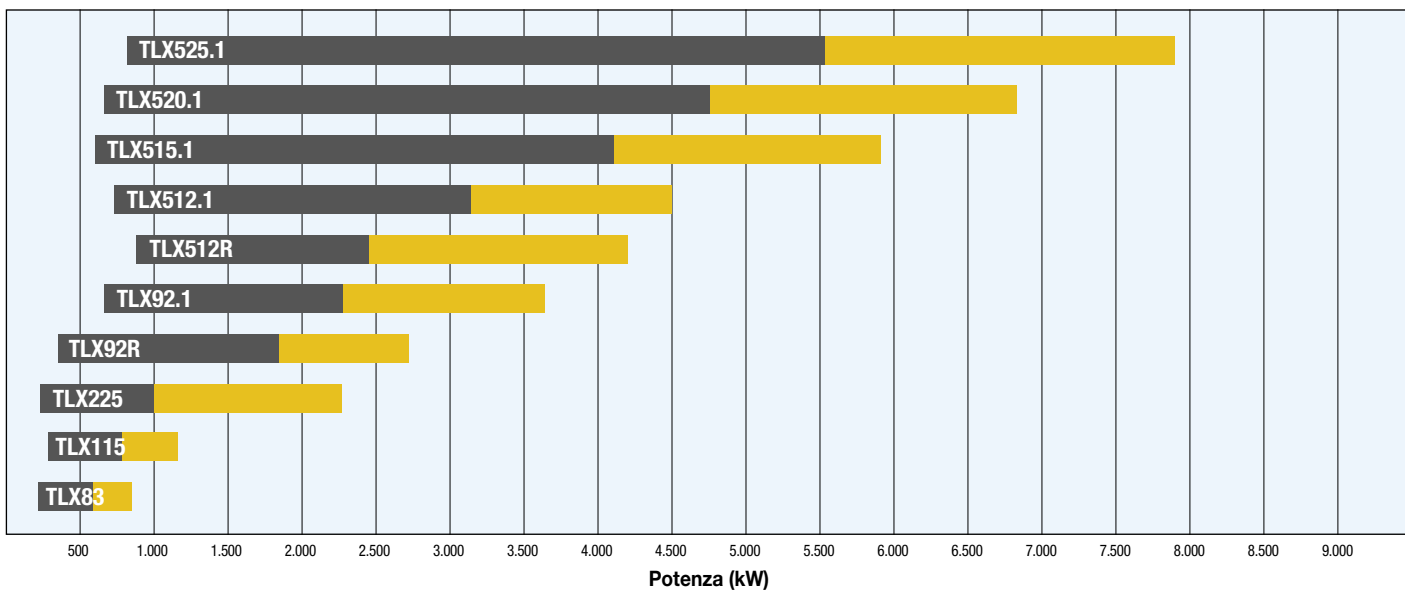
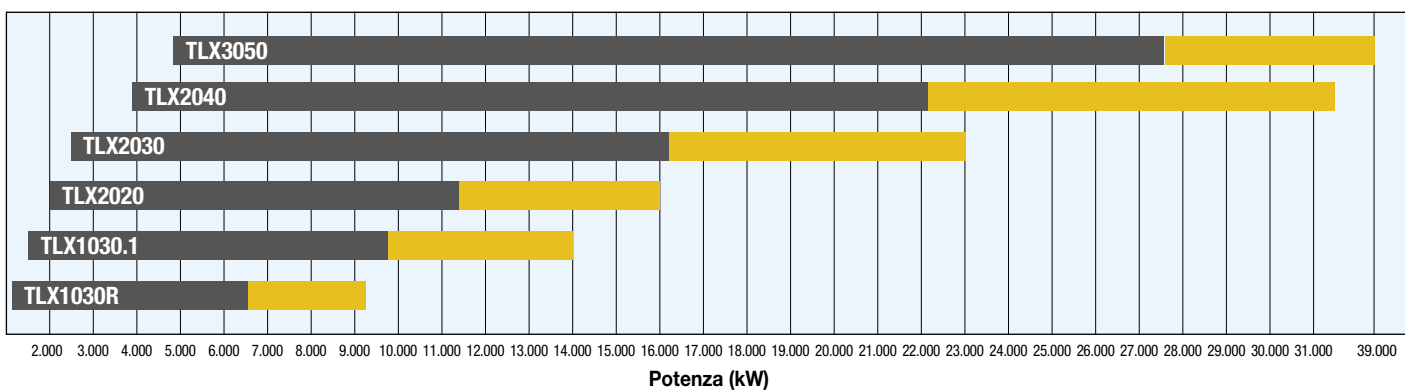



TIPO **TLX** TLX83 ... TLX3050



GAS






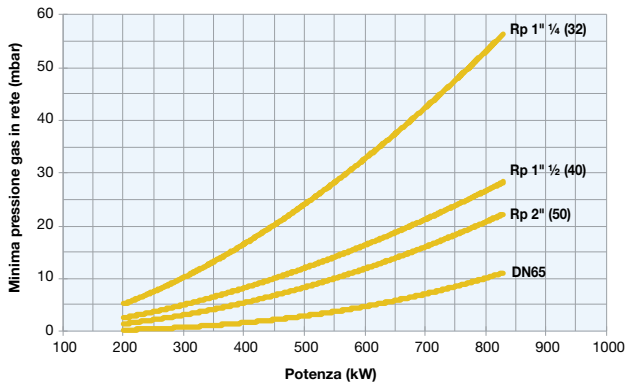
Tipo	Potenza minima di modulazione kW	Potenza minima di applicazione kW	Potenza massima kW
TLX83	200	580	830
TLX115	300	805	1.150
TLX225	230	1.000	2.280
TLX92R	340	1.890	2.700
TLX92.1	650	2.317	3.650
TLX512R	850	2.440	4.200
TLX512.1	700	3.147	4.500
TLX515.1	580	4.126	5.900
TLX520.1	650	4.760	6.800
TLX525.1	860	5.525	7.900
TLX1030R	1.090	6.475	9.250
TLX1030.1	1.550	9.790	14.000
TLX2020	2.000	11.200	16.000
TLX2030	2.400	16.083	23.000
TLX2040	3.900	22.050	31.500
TLX3050	4.900	27.300	39.000

## CARATTERISTICHE TECNICHE

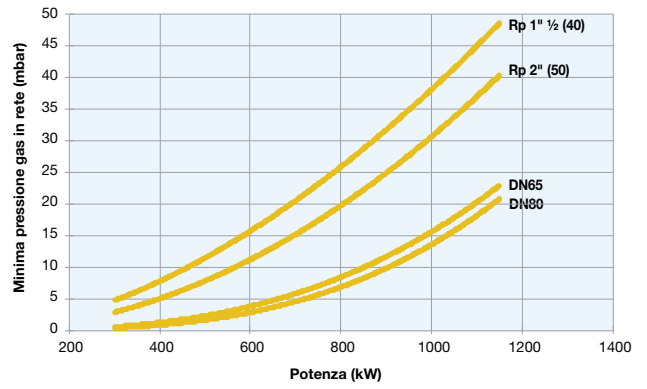
Tipo	Modello	Potenza kW		Alimentazione elettrica monofase ausiliari	Alimentazione elettrica trifase motore	Attacchi gas Rp
		min.	max.			
TLX83	M-.xx.S.xx.x.x.xxx.xx	200	830	230 V 1N AC 50 Hz	400 V 3 AC 50 Hz	1"¼ - 1"½ - 2" - DN65
TLX115	M-.xx.S.xx.x.x.xxx.xx	300	1.150	230 V 1N AC 50 Hz	400 V 3 AC 50 Hz	1"½ - 2" - DN65 - DN80
TLX225	M-.xx.S.xx.x.x.xxx.xx	230	2.280	230 V 1N AC 50 Hz	400 V 3 AC 50 Hz	2" - DN65 - DN80 - DN100
TLX92R	M-.xx.S.xx.x.x.xxx.xx	340	2.700	230 V 1N AC 50 Hz	400 V 3 AC 50 Hz	2" - DN65 - DN80 - DN100
TLX92.1	M-.xx.S.xx.x.x.xxx.xx	650	3.650	230 V 1N AC 50 Hz	400 V 3 AC 50 Hz	2" - DN65 - DN80 - DN100
TLX512R	M-.xx.S.xx.x.x.xxx.xx	850	4.200	230 V 1N AC 50 Hz	400 V 3 AC 50 Hz	2" - DN65 - DN80 - DN100
TLX512.1	M-.xx.S.xx.x.x.xxx.xx	700	4.500	230 V 1N AC 50 Hz	400 V 3 AC 50 Hz	2" - DN65 - DN80 - DN100
TLX515.1	M-.xx.S.xx.x.x.xxx.xx	580	5.900	230 V 1N AC 50 Hz	400 V 3 AC 50 Hz	2" - DN65 - DN80 - DN100
TLX520.1	M-.xx.S.xx.x.x.xxx.xx	650	6.800	230 V 1N AC 50 Hz	400 V 3 AC 50 Hz	2" - DN65 - DN80 - DN100
TLX525.1	M-.xx.S.xx.x.x.xxx.xx	860	7.900	230 V 1N AC 50 Hz	400 V 3 AC 50 Hz	DN65 - DN80 - DN100
TLX1030R	M-.xx.S.xx.x.x.xxx.xx	1.090	9.250	230 V 1N AC 50 Hz	400 V 3 AC 50 Hz	DN65 - DN80 - DN100
TLX1030.1	M-.xx.S.xx.x.x.xxx.xx	1.550	14.000	230 V 1N AC 50 Hz	400 V 3 AC 50 Hz	DN80 - DN100 - DN125
TLX2020	M-.xx.S.xx.x.x.xxx.xx	2.000	16.000	230 V 1N AC 50 Hz	400 V 3 AC 50 Hz	DN80 - DN100 - DN125
TLX2030	M-.xx.S.xx.x.x.xxx.xx	2.400	23.000	230 V 1N AC 50 Hz	400 V 3 AC 50 Hz	DN100 - DN125
TLX2040	M-.xx.S.xx.x.x.xxx.xx	3.900	31.500	230 V 1N AC 50 Hz	400 V 3 AC 50 Hz	DN100 - DN125 - DN150
TLX3050	M-.xx.S.xx.x.x.xxx.xx	4.900	39.000	230 V 1N AC 50 Hz	400 V 3 AC 50 Hz	DN125 - DN150 - DN200



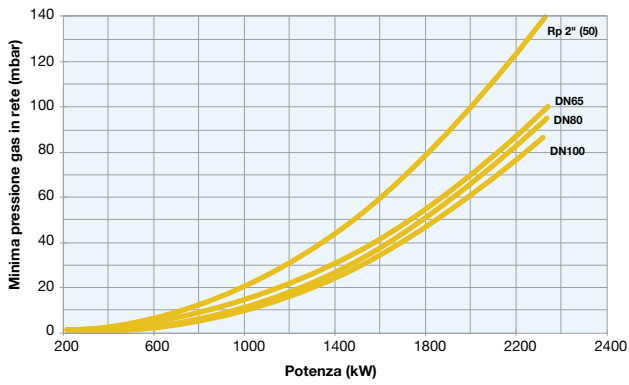
**TLX83 PR-MD**



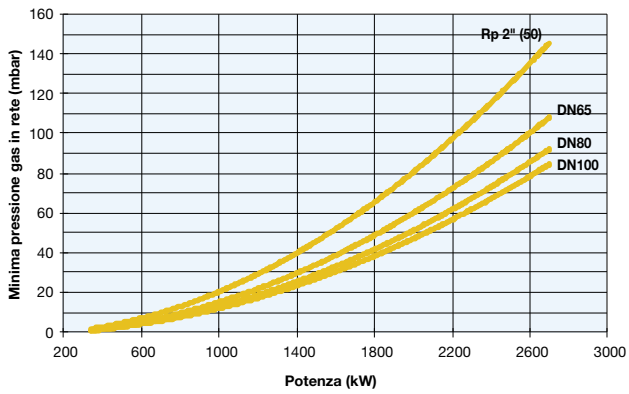
**TLX115 PR-MD**



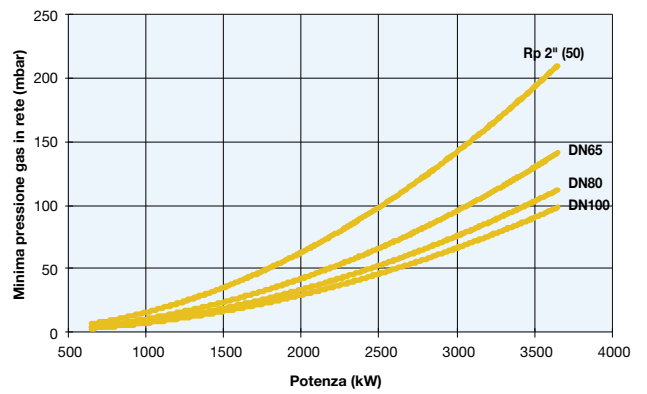
**TLX225 PR-MD**



**TLX92R PR-MD**

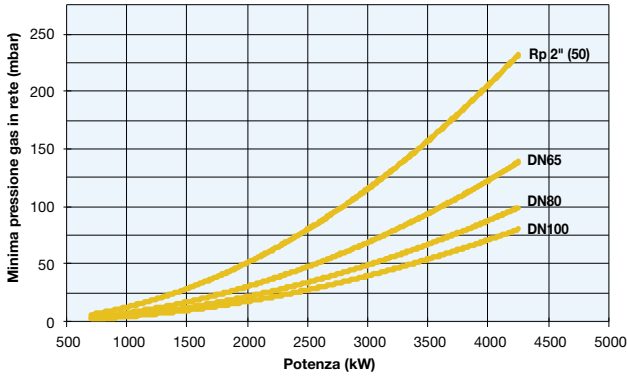


**TLX92.1 PR-MD**

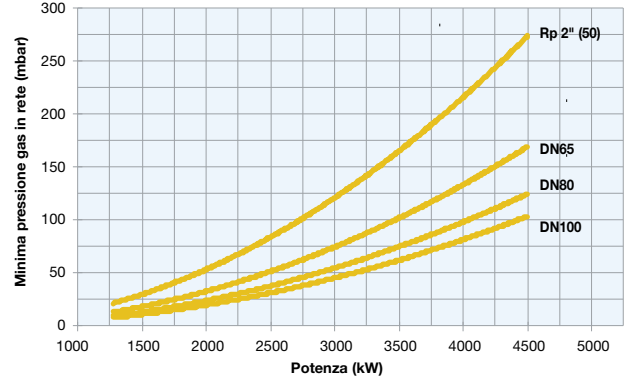




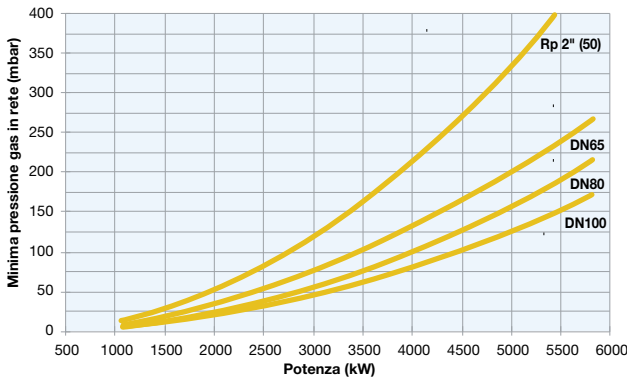
**TLX512R PR-MD**



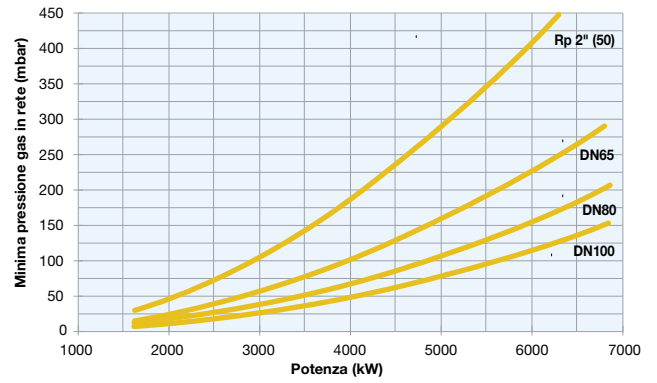
**TLX512.1 PR-MD**



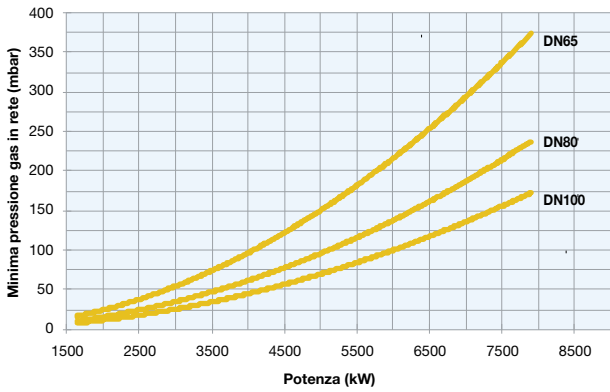
**TLX515.1 PR-MD**




**TLX520.1 PR-MD**

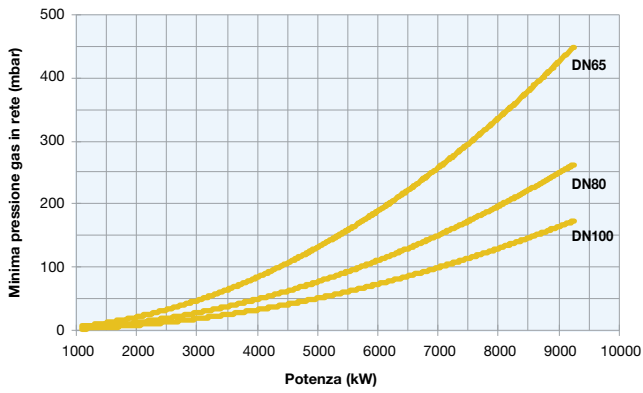


**TLX525.1 PR-MD**

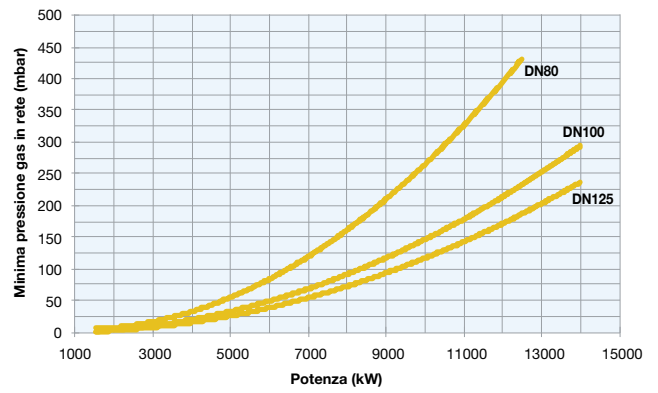




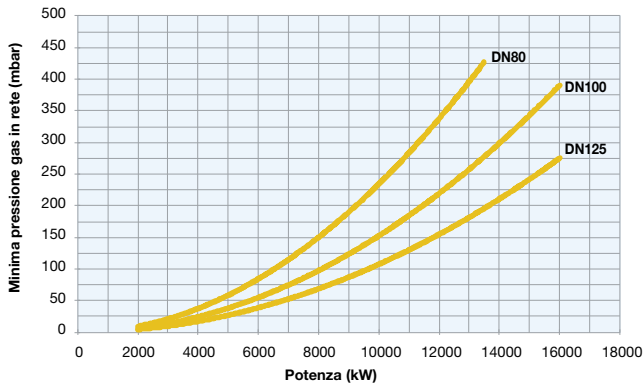
**TLX1030R PR-MD**



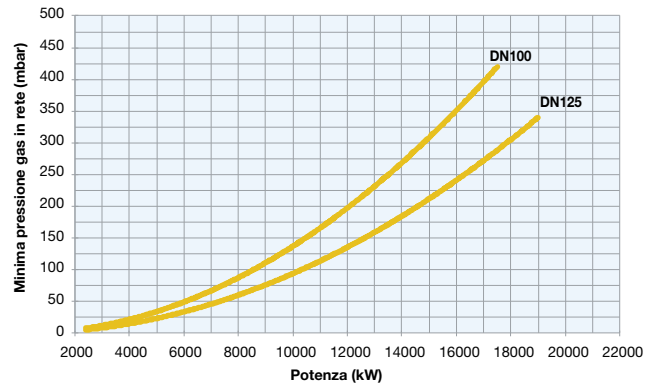
**TLX1030.1 PR-MD**



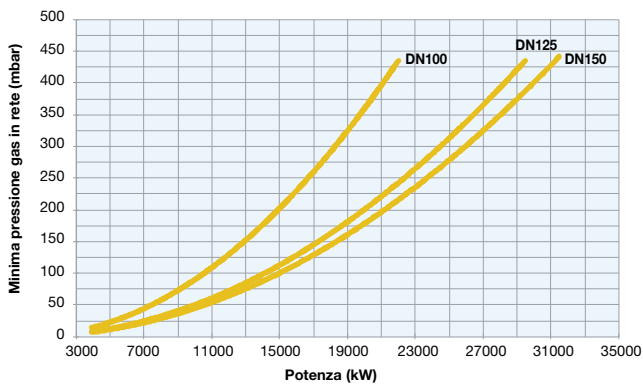
**TLX2020 PR-MD**



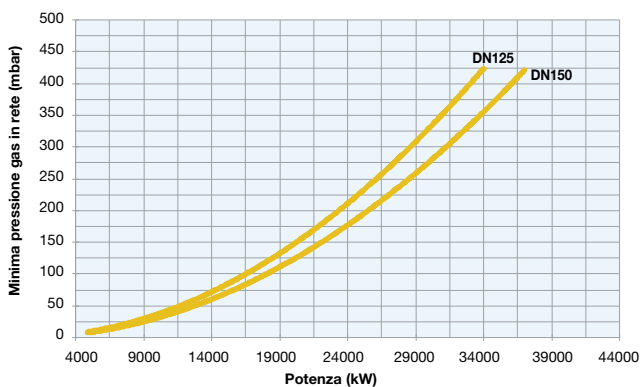
**TLX2030 PR-MD**



**TLX2040 PR-MD**



**TLX3050 PR-MD**



**TLX3050 PR-MD with pneumatic valves**

