

(x)
 INSTALLATO SOLO SU ALCUNE VERSIONI
 INSTALLED ON ANY VERSIONS ONLY

02	"RWF40" MODULATOR ADDED	11/05/16	U. PINTON
01	"RWF55" & "KM3" MODULATORS ADDED	06/03/15	U. PINTON
REV.	MODIFICA	DATA	FIRME

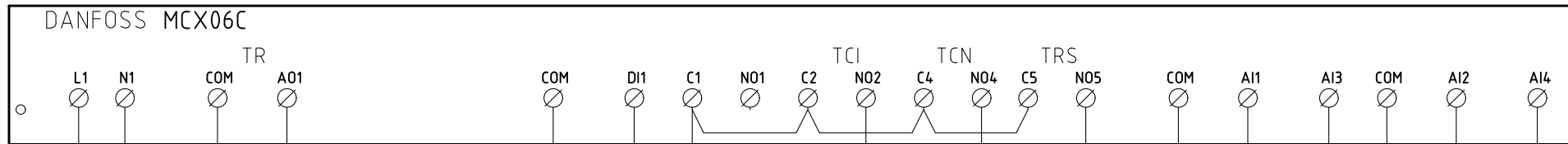


Impianto
TIPI/TYPES RN515 - RN520
MODELLO/MODEL x-.MD.S.xx.A

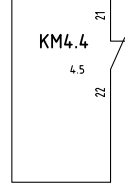
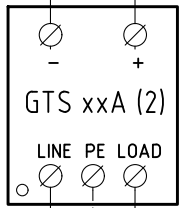
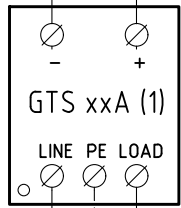
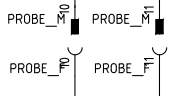
Descrizione
VERSIONE CON MULTI-TERMOSTATO MCX06C
VERSION WITH MCX06C MULTI-THERMOSTAT

Ordine	
Commessa	Data Controllato 11/05/2016
Esecutore U. PINTON	Controllato G. SCATTOLIN

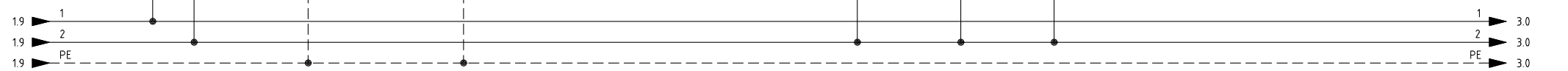
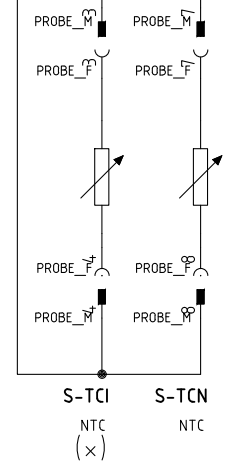
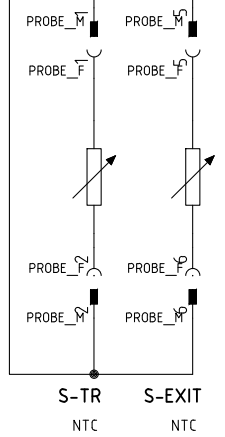
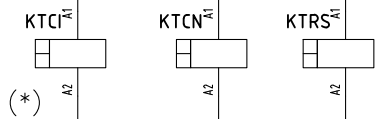
Data	23/07/2013	PREC.	FOGLIO
Revisione	02	10	1
Dis. N.	11 - 0443	SEGUE	TOTALE
		2	11



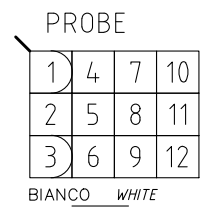
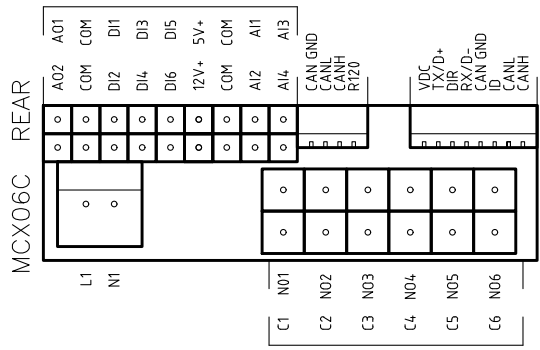
FU2.0
1A F



FU2.1
1A F



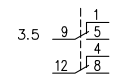
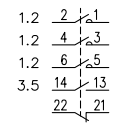
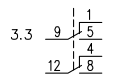

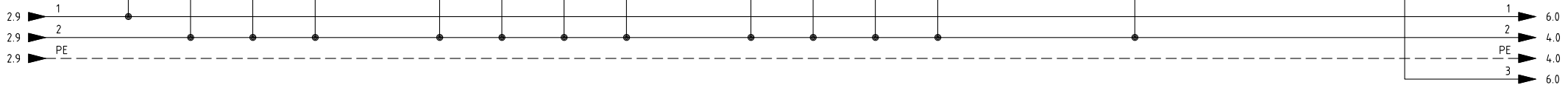
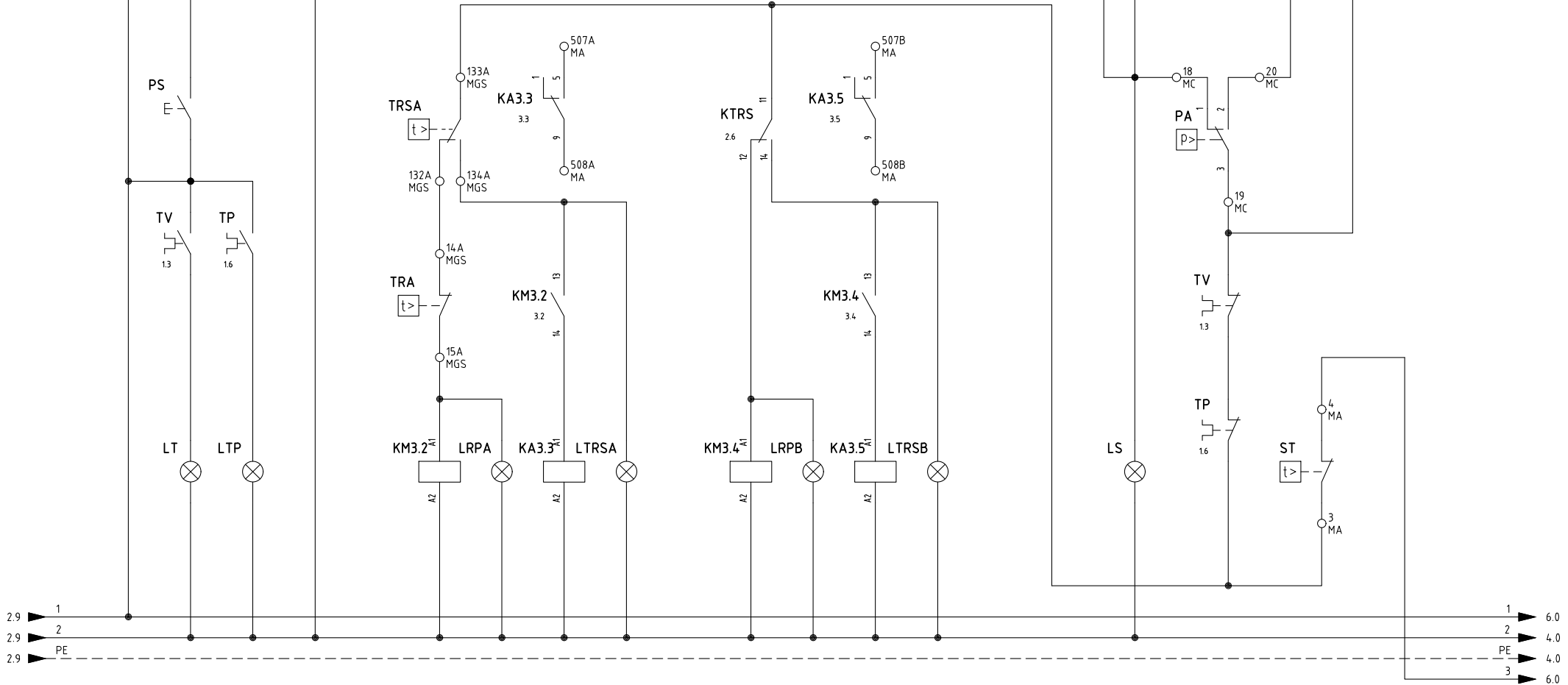
(x)
INSTALLATO SOLO SU ALCUNE VERSIONI
INSTALLED ON ANY VERSIONS ONLY



VISTA LATO COMPONENTI (SONDE)
COMPONENTS SIDE VIEW (PROBE)

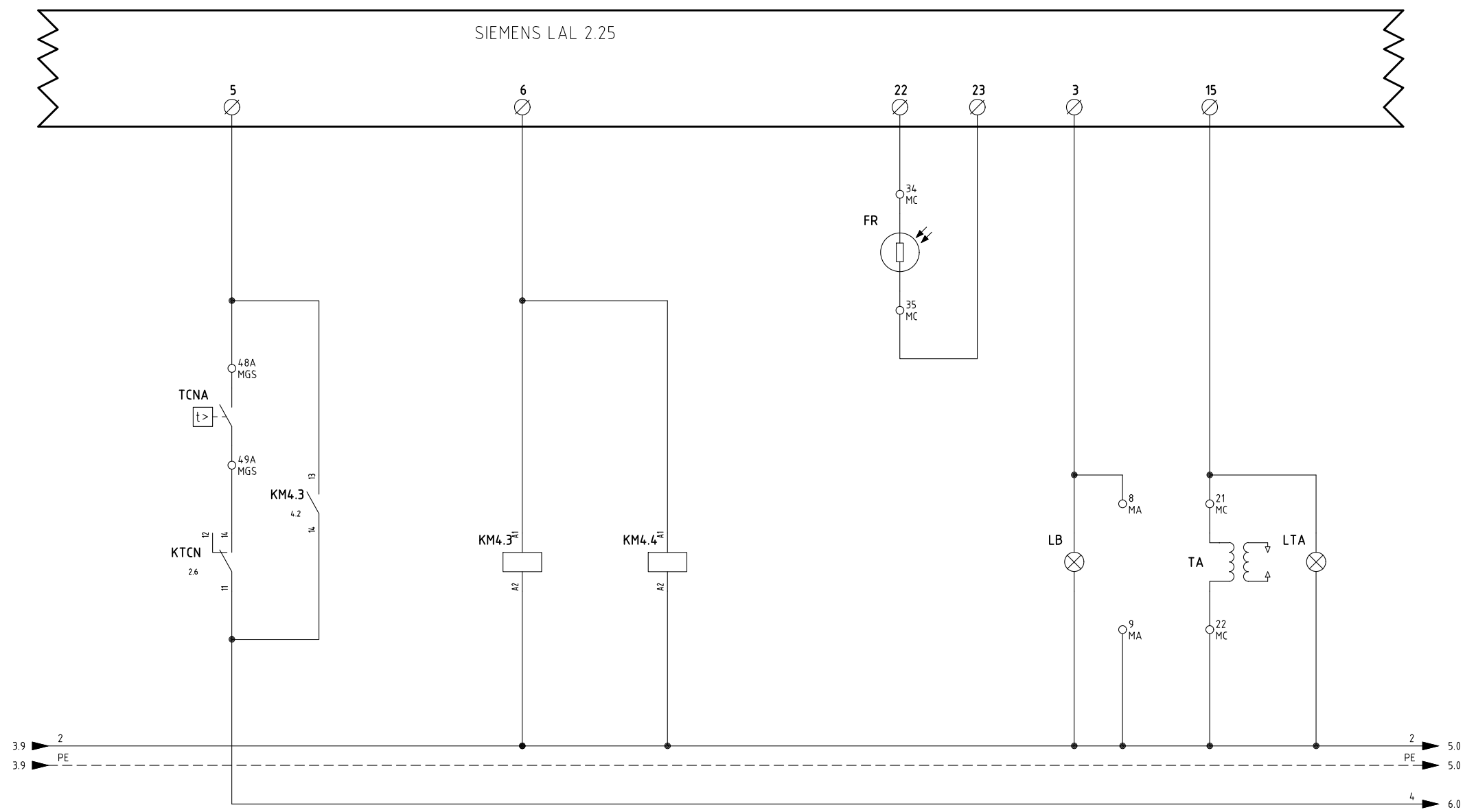
BIANCO WHITE

Data	23/07/2013	PREC.	FOGLIO
Revisione	02	1	2
Dis. N.	11 - 0443	SEGUE	TOTALE
		3	11



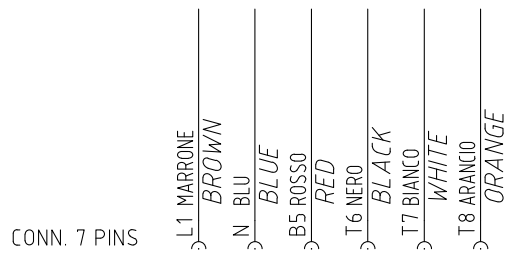
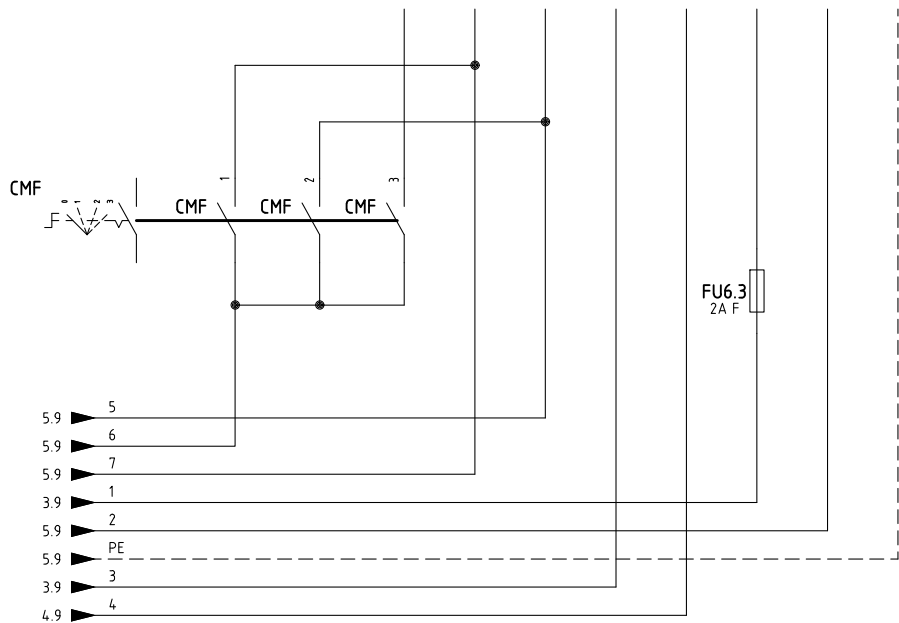
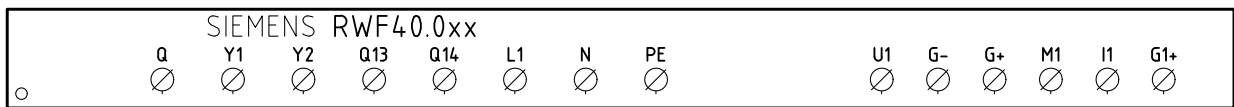
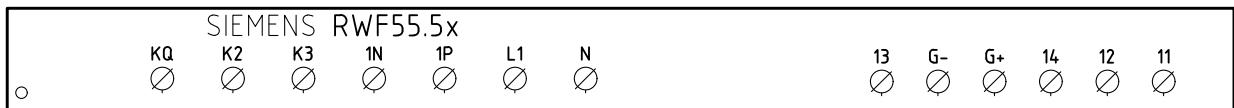
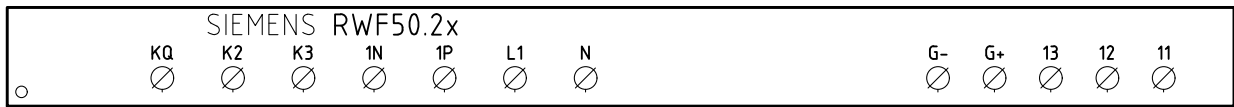
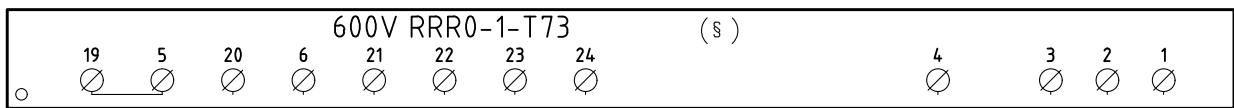
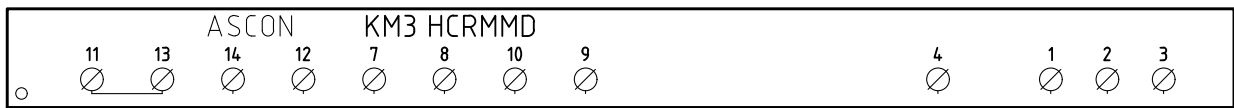
Data	23/07/2013	PREC.	FOGLIO
Revisione	02	2	3
Dis. N.	11 - 0443	SEGUE	TOTALE
		4	11

SIEMENS LAL 2.25



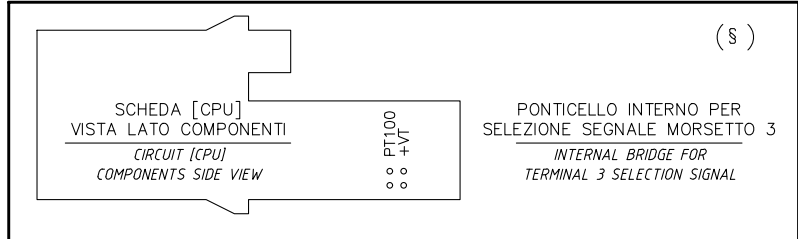
- | | | | |
|-----|-----------------------|-----|-----------------------|
| 1.3 | <u>2</u> / <u>1</u> | 1.6 | <u>2</u> / <u>1</u> |
| 1.3 | <u>4</u> / <u>3</u> | 1.6 | <u>4</u> / <u>3</u> |
| 1.3 | <u>6</u> / <u>5</u> | 1.6 | <u>6</u> / <u>5</u> |
| 4.2 | <u>14</u> / <u>13</u> | 4.3 | <u>14</u> / <u>13</u> |
| | | 2.4 | <u>22</u> / <u>21</u> |

Data	23/07/2013	PREC.	FOGLIO
Revisione	02	3	4
Dis. N.	11 - 0443	SEGUE	TOTALE
		5	11



CAVO 7x0,75mmq
7x0,75mmq CABLE

(xx)
ATTENZIONE COLLEGAMENTO SONDE CON CONNETTORE 7 POLI
WARNING PROBE CONNECTION WITH 7 PINS CONNECTOR



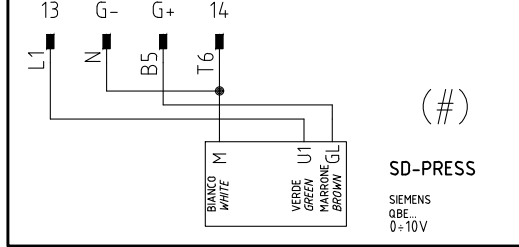
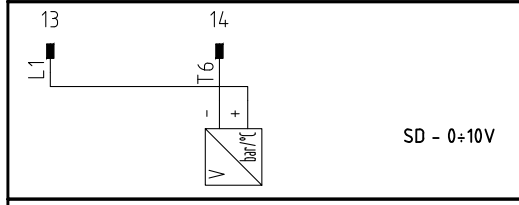
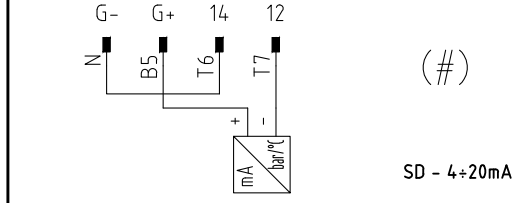
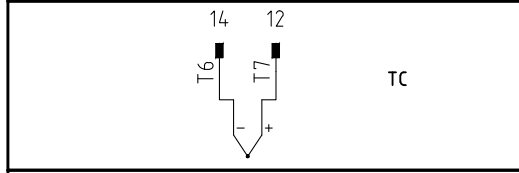
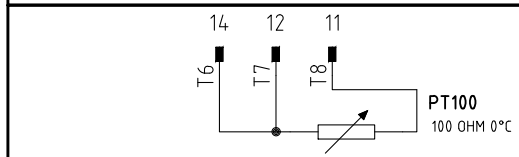
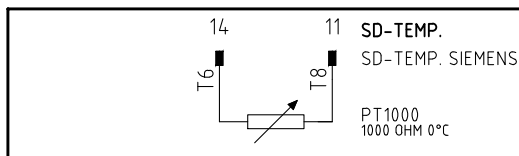
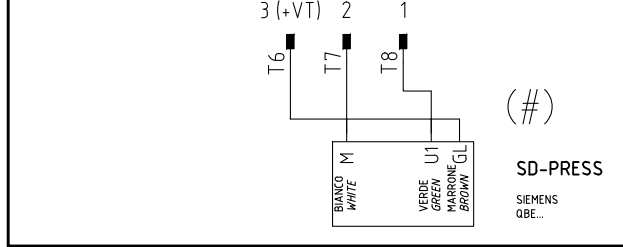
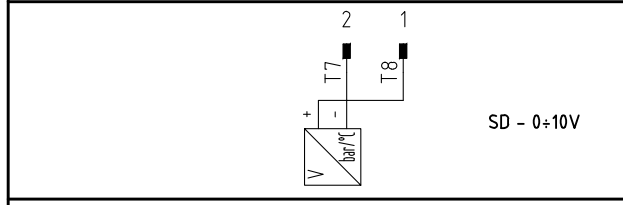
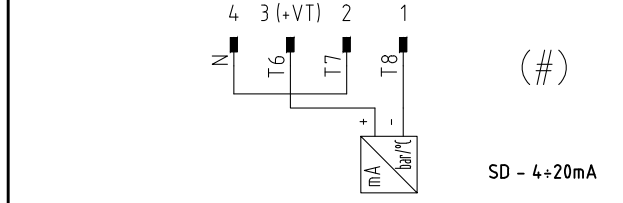
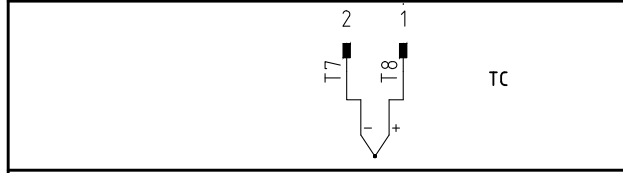
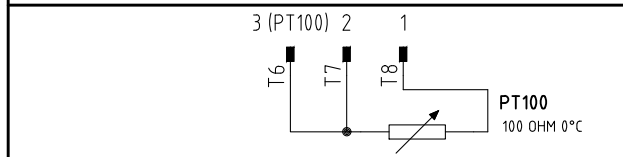
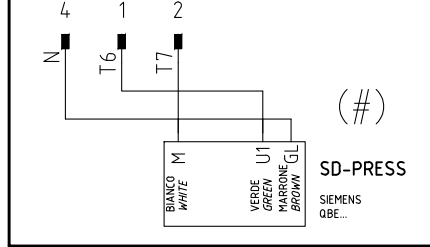
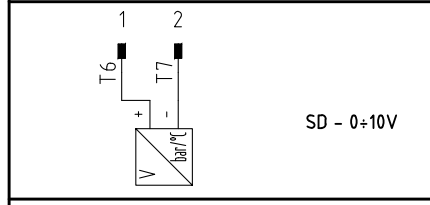
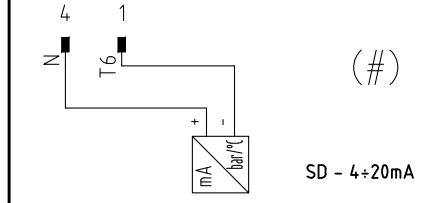
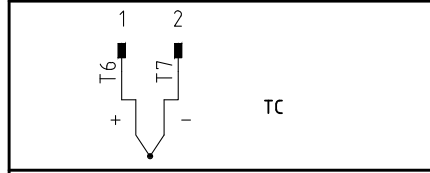
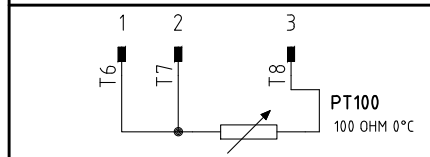
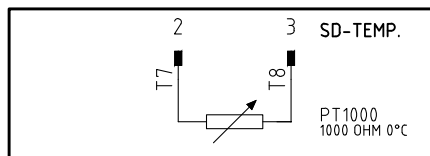
Data	23/07/2013	PREC.	FOGLIO
Revisione	02	5	6
Dis. N.	11 - 0443	SEGUE	TOTALE
		7	11

(xx)
 ATTENZIONE COLLEGAMENTO SONDE CON CONNETTORE 7 POLI
 WARNING PROBE CONNECTION WITH 7 PINS CONNECTOR

KM3 HCRMMD

600V RRR0-1-T73

RWF55.5x



(#)

COLLEGAMENTO SOLO PER TRASDUTTORI PASSIVI

TRASDUCER PASSIVE CONNECTION ONLY

Data	23/07/2013	PREC.	FOGLIO
Revisione	02	6	7
Dis. N.	11 - 0443	SEGUE	TOTALE
		8	11

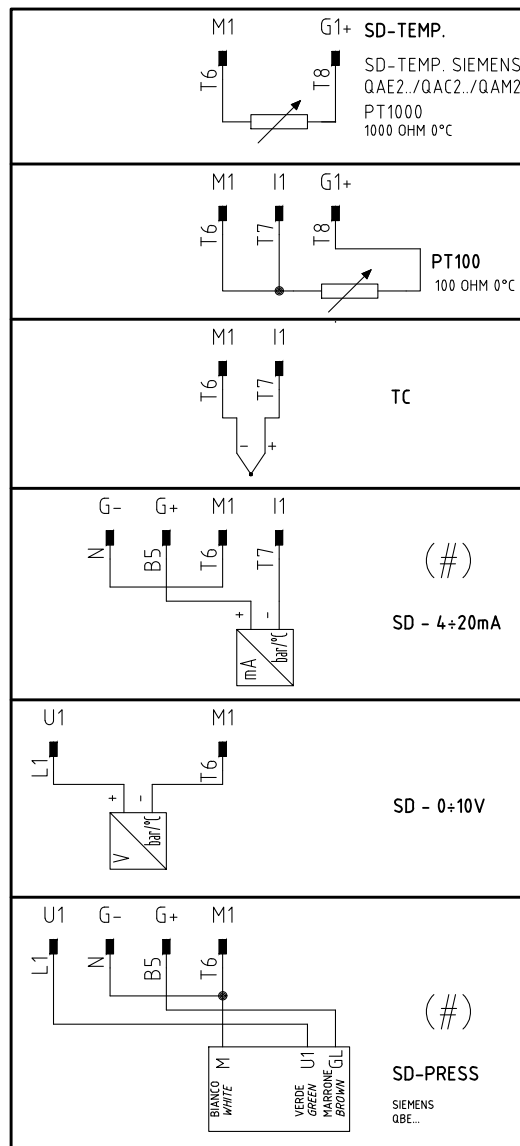
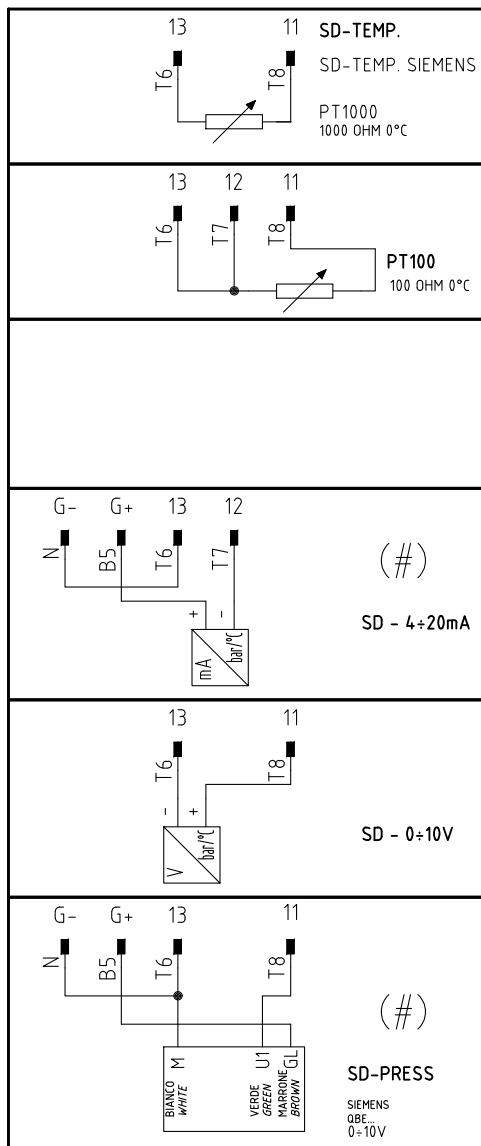
(xx)

ATTENZIONE COLLEGAMENTO SONDE CON CONNETTORE 7 POLI

WARNING PROBE CONNECTION WITH 7 PINS CONNECTOR

RWF50.2x

RWF40.0xx

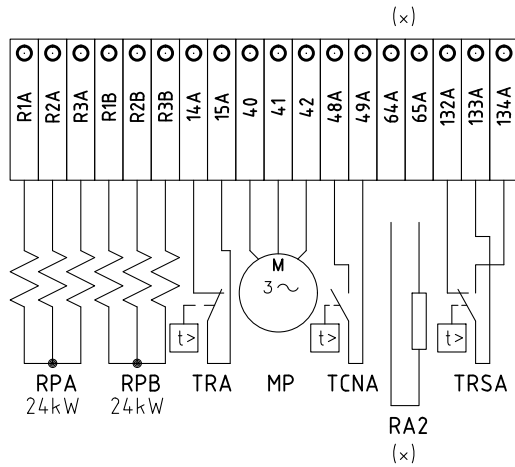


#

COLLEGAMENTO SOLO PER
TRASDUTTORI PASSIVITRASDUCER PASSIVE
CONNECTION ONLY

Data	23/07/2013	PREC.	FOGLIO
Revisione	02	7	8
Dis. N.	11 - 0443	SEGUE	TOTALE
		9	11

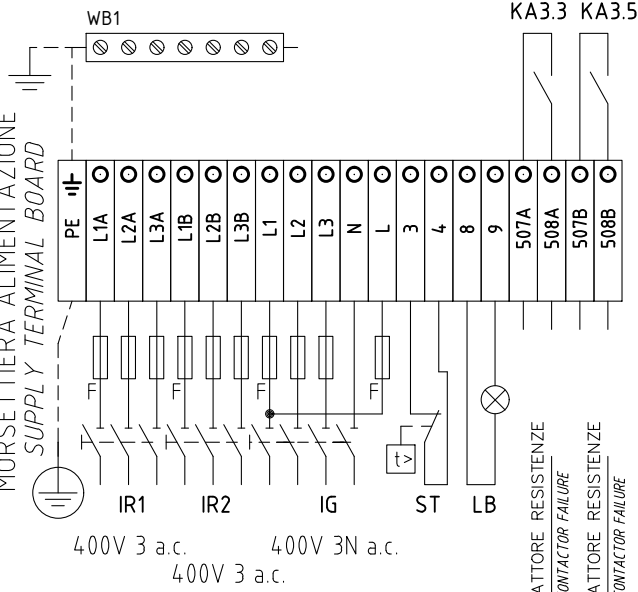
QG - MGS
MORSETTIERA COMPONENTI GRUPPO SPINTA
OIL PREPARETE COMPONENTS TERMINAL BOARD



(x)

(x)

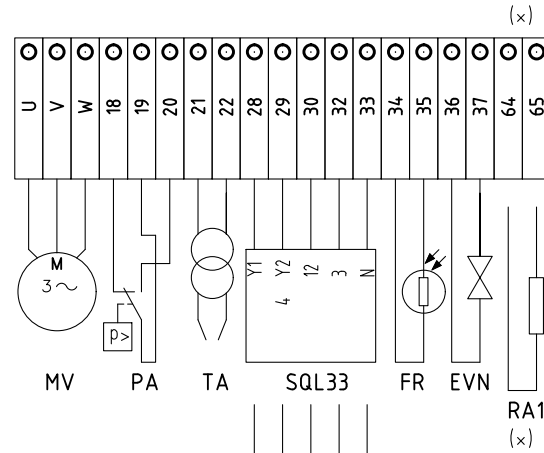
QUADRO QG - MORSETTIERA MA
MORSETTIERA ALIMENTAZIONE
SUPPLY TERMINAL BOARD



400V 3 a.c. 400V 3N a.c.
400V 3 a.c.

QUASTO CONTATTORE RESISTENZE
RESISTOR CONTACTOR FAILURE
QUASTO CONTATTORE RESISTENZE
RESISTOR CONTACTOR FAILURE

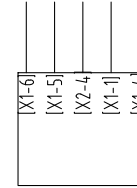
QUADRO QG - MORSETTIERA MC
MORSETTIERA COMPONENTI BRUCIATORE
BURNER COMPONENT TERMINAL BOARD



(x)

(x)

(STM30/24Q15.51/641NLP)



[SQM40.265A]

SERVOCOMANDO SERRANDA ARIA
AIR DAMPER ACTUATOR
SQL33.03

Y1 ALTA FIAMMA
HIGH FLAME
Y2 SOSTA E ACCENSIONE
STAND-BY AND IGNITION
3 BASSA FIAMMA
LOW FLAME

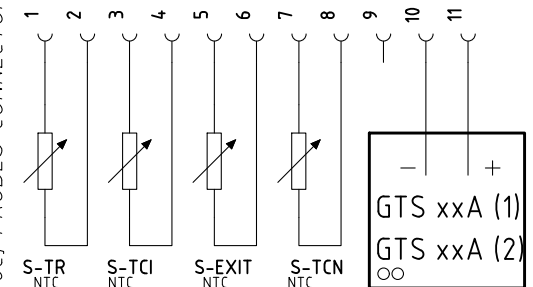
SERVOCOMANDO SERRANDA ARIA (ALTERNATIVO)
AIR DAMPER ACTUATOR (ALTERNATIVE)
(STM30/24Q15.51/641NLP)

I ALTA FIAMMA
HIGH FLAME
II SOSTA E ACCENSIONE
STAND-BY AND IGNITION
III BASSA FIAMMA
LOW FLAME

SERVOCOMANDO SERRANDA ARIA (ALTERNATIVO)
AIR DAMPER ACTUATOR (ALTERNATIVE)
[SQM40.265A]

I ALTA FIAMMA
HIGH FLAME
II SOSTA E ACCENSIONE
STAND-BY AND IGNITION
III BASSA FIAMMA
LOW FLAME

QG - PROBE_F
CONNETTORE SONDE [MCX06C]
[MCX06C] PROBES CONNECTOR



(x)

INSTALLATO SOLO SU ALCUNE VERSIONI
INSTALLED ON ANY VERSIONS ONLY

Data	23/07/2013	PREC.	FOGLIO
Revisione	02	8	9
Dis. N.	11 - 0443	SEGUE	TOTALE
		10	11

Sigla/Item	Foglio/Sheet	Funzione	Function
600V RRR0-1-T73	6	REGOLATORE MODULANTE (ALTERNATIVO)	BURNER MODULATOR (ALTERNATIVE)
(STM30/24Q15.51/641NLP)	5	SERVOCOMANDO SERRANDA ARIA (ALTERNATIVO)	AIR DAMPER ACTUATOR (ALTERNATIVE)
CMF	6	COMMUT. MANUALE FUNZ. 0)FERMO 1)ALTA FIAMMA 2)BASSA FIAMMA 3)AUTOMATICO	MANUAL SWITCH 0)OFF 1)HIGH FLAME 2)LOW FLAME 3)AUTOMATIC
CO	5	CONTAORE DI FUNZIONAMENTO (OPTIONAL)	OPERATION TIME COUNTER (OPTIONAL)
EVN	5	ELETTROVALVOLA NAFTA	OIL SOLENOID VALVE
FR	4	FOTORESISTENZA RILEVAZIONE FIAMMA	PHOTORESISTOR FLAME DETECTOR
FU1.0	1	FUSIBILI LINEA PRERISCALDATORE [RPA]	LINE PRE-HEATING [RPA] FUSES
FU1.1	1	FUSIBILI LINEA PRERISCALDATORE [RPB]	LINE PRE-HEATING [RPB] FUSES
FU1.2	1	FUSIBILI LINEA MOTORE VENTILATORE	FAN MOTOR LINE FUSES
FU1.4	1	FUSIBILI LINEA POMPA	PUMP LINE FUSES
(x) FU1.6	1	FUSIBILE RESISTENZE AUSILIARIE	AUXILIARY HEATERS FUSE
FU1.8	1	FUSIBILE LINEA AUSILIARI	AUXILIARY LINE FUSE
FU2.0	2	FUSIBILE AUSILIARIO	AUXILIARY FUSE
FU2.1	2	FUSIBILE AUSILIARIO	AUXILIARY FUSE
FU6.3	6	FUSIBILE	FUSE
GTS xxA (1)	2	TIRISTORE	THYRISTOR
GTS xxA (2)	2	TIRISTORE	THYRISTOR
IB	1	INTERRUTTORE LINEA BRUCIATORE	BURNER LINE SWITCH
IL	1	INTERRUTTORE LINEA AUSILIARI	AUXILIARY LINE SWITCH
IRA	1	INTERRUTTORE LINEA RESISTENZE PRERISCALDATORE [RPA]	PRE-HEATING RESISTOR [RPA] LINE SWITCH
(x) IRA1	1	INTERRUTTORE RESISTENZE AUSILIARIE	AUXILIARY HEATERS SWITCH
IRB	1	INTERRUTTORE LINEA RESISTENZE PRERISCALDATORE [RPB]	PRE-HEATING RESISTOR [RPB] LINE SWITCH
KA3.3	3	RELE'' AUSILIARIO SEGNALAZIONE GUASTO CONTATTORE RESISTENZE	AUXILIARY RELAY FOR RESISTOR CONTACTOR FAILURE
KA3.5	3	RELE'' AUSILIARIO SEGNALAZIONE GUASTO CONTATTORE RESISTENZE	AUXILIARY RELAY FOR RESISTOR CONTACTOR FAILURE
KA5.2	5	RELE'' AUSILIARIO	AUXILIARY RELAY
KM3.2	3	CONTATTORE RESISTENZE PRERISCALDATORE [RPA]	PRE-HEATING RESISTOR [RPA] CONTACTOR
KM3.4	3	CONTATTORE RESISTENZE PRERISCALDATORE [RPB]	PRE-HEATING RESISTOR [RPB] CONTACTOR
KM3 HCRMD	6	REGOLATORE MODULANTE (ALTERNATIVO)	BURNER MODULATOR (ALTERNATIVE)
KM4.3	4	CONTATTORE MOTORE VENTILATORE	FAN MOTOR CONTACTOR
KM4.4	4	CONTATTORE MOTORE POMPA NAFTA	OIL PUMP MOTOR CONTACTOR
KTCI	2	RELE'' AUSILIARIO	AUXILIARY RELAY
KTCN	2	RELE'' AUSILIARIO	AUXILIARY RELAY
KTRS	2	RELE'' AUSILIARIO	AUXILIARY RELAY
LAF	5	LAMPADA SEGNALAZIONE ALTA FIAMMA BRUCIATORE	BURNER IN HIGH FLAME INDICATOR LIGHT
LAL 2.25	3	APPARECCHIATURA CONTROLLO FIAMMA	CONTROL BOX
LB	4	LAMPADA SEGNALAZIONE BLOCCO BRUCIATORE	INDICATOR LIGHT FOR BURNER LOCK-OUT
LEVN	5	LAMPADA SEGNALAZIONE APERTURA [EVN]	INDICATOR LIGHT FOR OPENING OF ELECTRO-VALVE [EVN]
LF	5	LAMPADA SEGNALAZIONE BASSA FIAMMA BRUCIATORE	BURNER IN LOW FLAME INDICATOR LIGHT
LRPA	3	LAMPADA SEGNALAZIONE FUNZIONAMENTO PRERISCALDATORE [RPA]	INDICATOR LIGHT FOR PRE-HEATING RESISTOR [RPA] OPERATION
LRPB	3	LAMPADA SEGNALAZIONE FUNZIONAMENTO PRERISCALDATORE [RPB]	INDICATOR LIGHT FOR PRE-HEATING RESISTOR [RPB] OPERATION

(x)
 INSTALLATO SOLO SU ALCUNE VERSIONI
 INSTALLED ON ANY VERSIONS ONLY

Data	23/07/2013	PREC.	FOGLIO
Revisione	02	9	10
Dis. N.	11 - 0443	SEGUE	TOTALE
		11	11

Sigla/Item	Foglio/Sheet	Funzione	Function
LS	3	LAMPADA SEGNALAZIONE SOSTA BRUCIATORE	INDICATOR LIGHT FOR BURNER STAND-BY
LT	3	LAMPADA SEGNALAZIONE BLOCCO TERMICO	INDICATOR LIGHT FOR MOTOR OVERLOAD THERMAL CUTOUT
LTA	4	LAMPADA SEGNALAZIONE TRASFORMATORE DI ACCENSIONE	IGNITION TRANSFORMER INDICATOR LIGHT
LTP	3	LAMPADA SEGNALAZIONE BLOCCO TERMICO MOTORE POMPA	INDICATOR LIGHT FOR PUMP MOTOR OVERLOAD THERMAL CUTOUT
LTRSA	3	LAMPADA SEGNALAZIONE BLOCCO TERMOSTATO DI SICUREZZA [TRSA]	INDICATOR LIGHT FOR [TRSA] SAFETY THERMOSTAT
LTRSB	3	LAMPADA SEGNALAZIONE BLOCCO TERMOSTATO DI SICUREZZA [TRSB]	INDICATOR LIGHT FOR [TRSB] SAFETY THERMOSTAT
MCX06C	2	REGOLATORE TEMPERATURE NAFTA	OIL TEMPERATURE REGULATOR
MP	1	MOTORE POMPA NAFTA	OIL PUMP MOTOR
MV	1	MOTORE VENTILATORE	FAN MOTOR
PA	3	PRESSOSTATO ARIA	AIR PRESSURE SWITCH
PS	3	PULSANTE SBLOCCO FIAMMA	FLAME UNLOCK BUTTON
PT100	7	SONDA DI TEMPERATURA	TEMPERATURE PROBE
(x) RA1	1	RESISTENZE AUSILIARIE	AUXILIARY HEATERS
(x) RA2	1	RESISTENZE AUSILIARIE	AUXILIARY HEATERS
RPA	1	RESISTENZE PRERISCALDATORE NAFTA	PRE-HEATING TANK RESISTORS
RPB	1	RESISTENZE PRERISCALDATORE NAFTA	PRE-HEATING TANK RESISTORS
RWF40.0xx	6	REGOLATORE MODULANTE	BURNER MODULATOR
RWF50.2x	6	REGOLATORE MODULANTE	BURNER MODULATOR
RWF55.5x	6	REGOLATORE MODULANTE (ALTERNATIVO)	BURNER MODULATOR (ALTERNATIVE)
S-EXIT	2	SONDA TEMPERATURA USCITA BARILOTTO	TANK OUTLET OIL TEMPERATURE PROBE
S-TCI	2	SONDA TEMPERATURA CONSENSO IMPIANTO	PLANT CONSENT TEMPERATURE PROBE
S-TCN	2	SONDA TEMPERATURA CONSENSO NAFTA	OIL CONSENT TEMPERATURE PROBE
S-TR	2	SONDA TEMPERATURA RESISTENZE	RESISTOR TEMPERATURE PROBE
SD-PRESS	7	SONDA DI PRESSIONE	PRESSURE PROBE
SD-TEMP.	7	SONDA DI TEMPERATURA	TEMPERATURE PROBE
SD - 0÷10V	7	TRASDUTTORE USCITA IN TENSIONE	TRANSDUCER VOLTAGE OUTPUT
SD - 4÷20mA	7	TRASDUTTORE USCITA IN CORRENTE	TRANSDUCER CURRENT OUTPUT
SQL33.03	5	SERVOCOMANDO SERRANDA ARIA	AIR DAMPER ACTUATOR
ST	3	SERIE TERMOSTATI/PRESSOSTATI	SERIES OF THERMOSTATS OR PRESSURE SWITCHES
TA	4	TRASFORMATORE DI ACCENSIONE	IGNITION TRANSFORMER
TC	7	TERMOCOPPIA	THERMOCOUPLE
TCNA	4	TERMOSTATO CONSENSO NAFTA PRERISCALDATORE [RPA]	OIL CONSENT THERMOSTAT FOR PRE-HEATING [RPA] RESISTORS
TP	1	TERMICO MOTORE POMPA	PUMP MOTOR THERMAL
TRA	3	TERMOSTATO DI REGOLAZIONE PRERISCALDATORE [RPA]	REGULATION THERMOSTAT FOR PRE-HEATING [RPA] RESISTORS
TRAFO	2	TRASFORMATORE AUSILIARIO	AUXILIARY TRANSFORMER
TRSA	3	TERMOSTATO DI SICUREZZA PRERISCALDATORE [RPA]	PRE-HEATING [RPA] A SAFETY THERMOSTAT
TV	1	TERMICO MOTORE VENTILATORE	FAN MOTOR THERMAL
WB1	1	BARRA DI TERRA	EARTH TERMINAL
[SQM40.265A]	5	SERVOCOMANDO SERRANDA ARIA (ALTERNATIVO)	AIR DAMPER ACTUATOR (ALTERNATIVE)

(x)
 INSTALLATO SOLO SU ALCUNE VERSIONI
 INSTALLED ON ANY VERSIONS ONLY

Data	23/07/2013	PREC.	FOGLIO
Revisione	02	10	11
Dis. N.	11 - 0443	SEGUE	TOTALE
		/	11