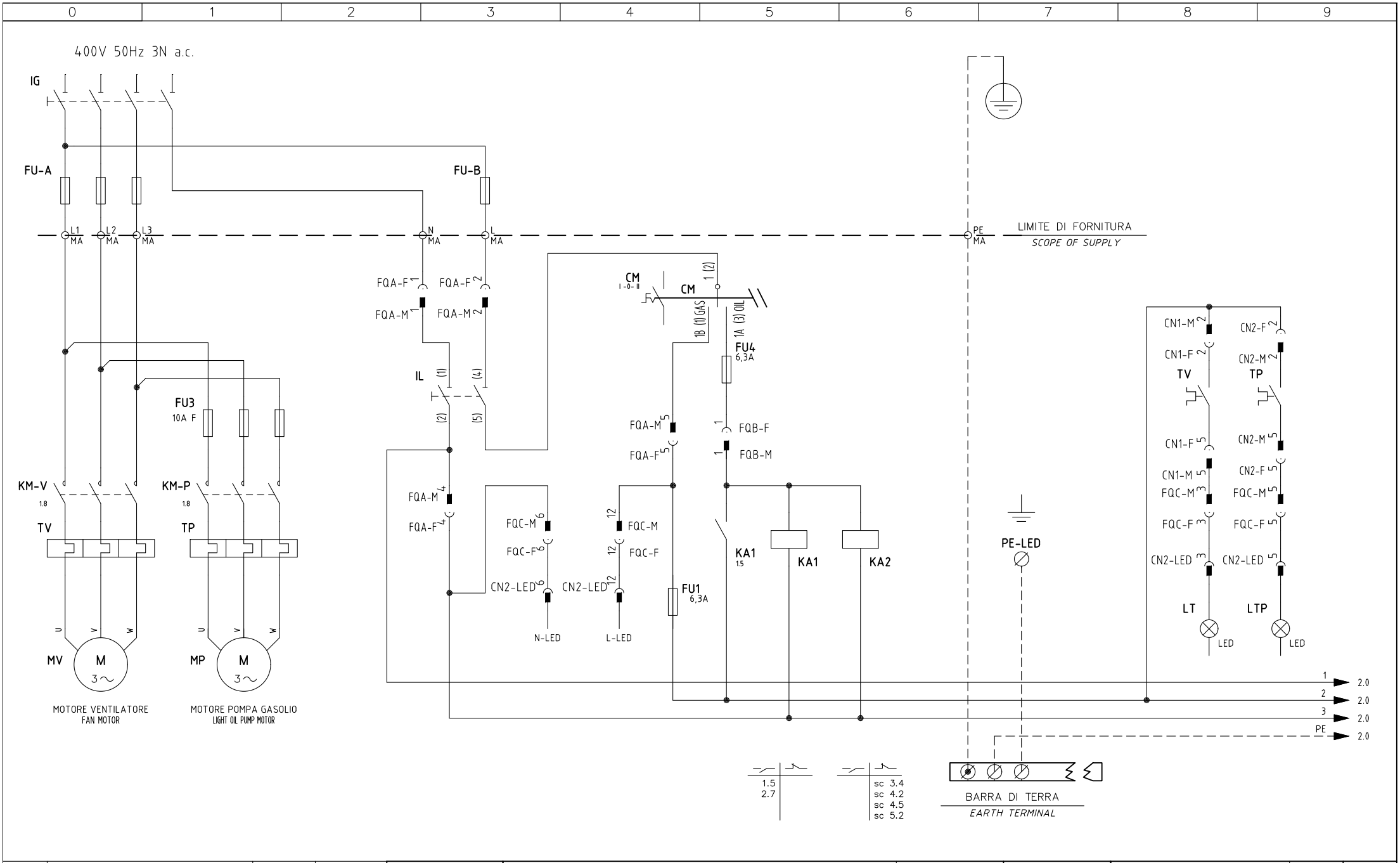

01	ADDED EARTH WIRE ON LED CIRCUIT	12/02/15	U. PINTON
REV.	MODIFICA	DATA	FIRME

UNIGAS

Impianto: TIPI/TYPES HR75A
MODELLO/MODEL xG-.PR(MD).S.xx.A.1.xx

Descrizione: WITH LME73.xxx + CIRCUIT 6100574 + 6100566 (AND MODULATOR RWF55.x / RWF50.2x / 600V / KM3)

Ordine:

Commessa:

Data Controllato: 12/02/2015

Esecutore: U. PINTON

Controllato: G. SCATTOLIN

Data: 18/12/2014

Revisione: 01

Dis. N. 05 – 1078

PREC.: /

FOGLIO: 1

SEGUE: 2

TOTALE: 14

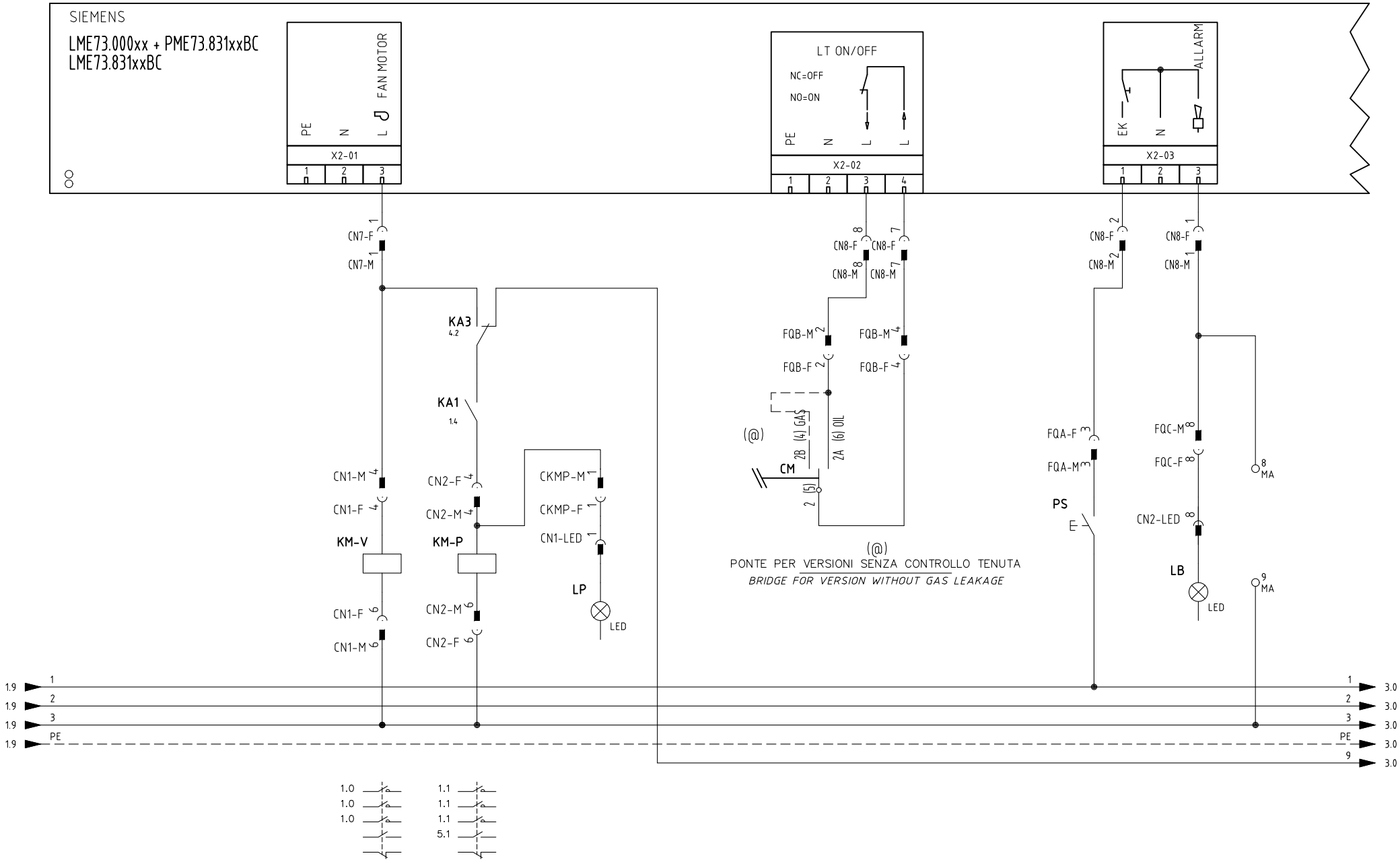

Data 18/12/2014		PREC.	FOGLIO
Revisione 01		1	2
Dis. N. 05 – 1078		SEGUE	TOTALE
		3	14

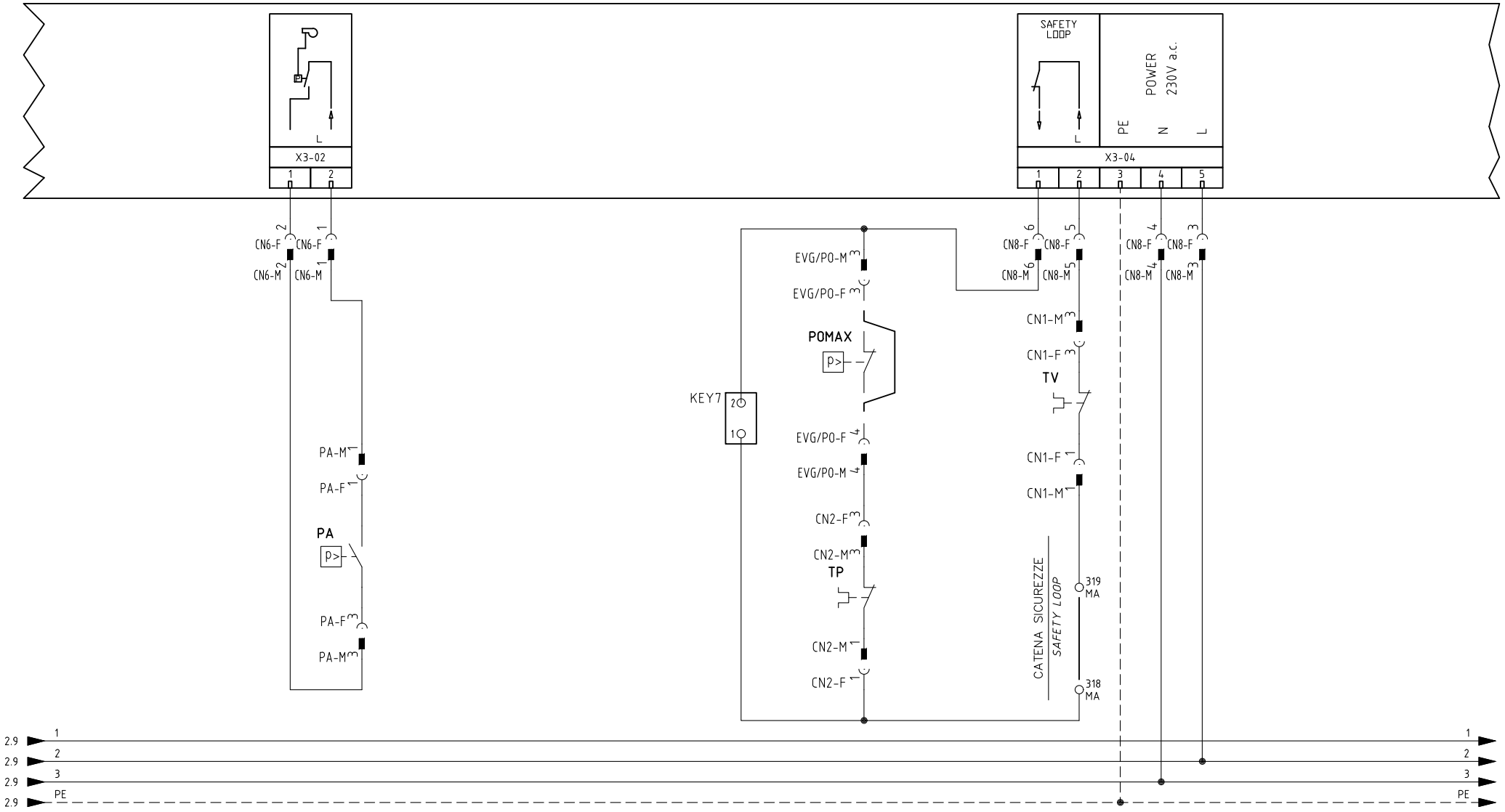

Data 18/12/2014		PREC.	FOGLIO
Revisione 01		2	3
Dis. N. 05 – 1078		SEGUE	TOTALE
		4	14

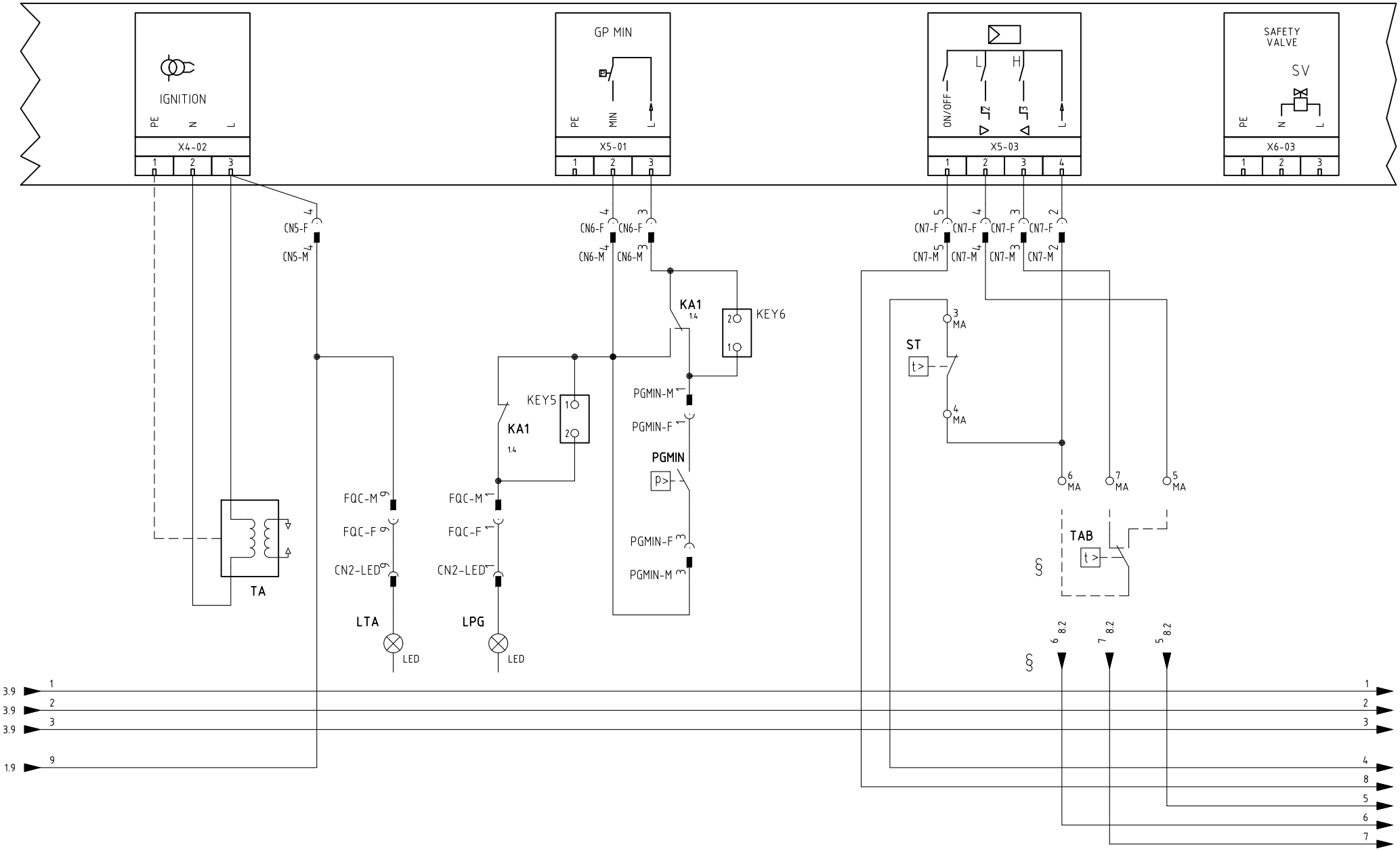

§

VERSIONE (PR) / VERSIONE (MD) CON RWF.. / 600V / KM3

(PR) VERSION / (MD) VERSION WITH RWF.. / 600V / KM3

Data 18/12/2014		PREC.	FOGLIO
Revisione 01		3	4
Dis. N. 05 – 1078		SEGUE	TOTALE
		5	14

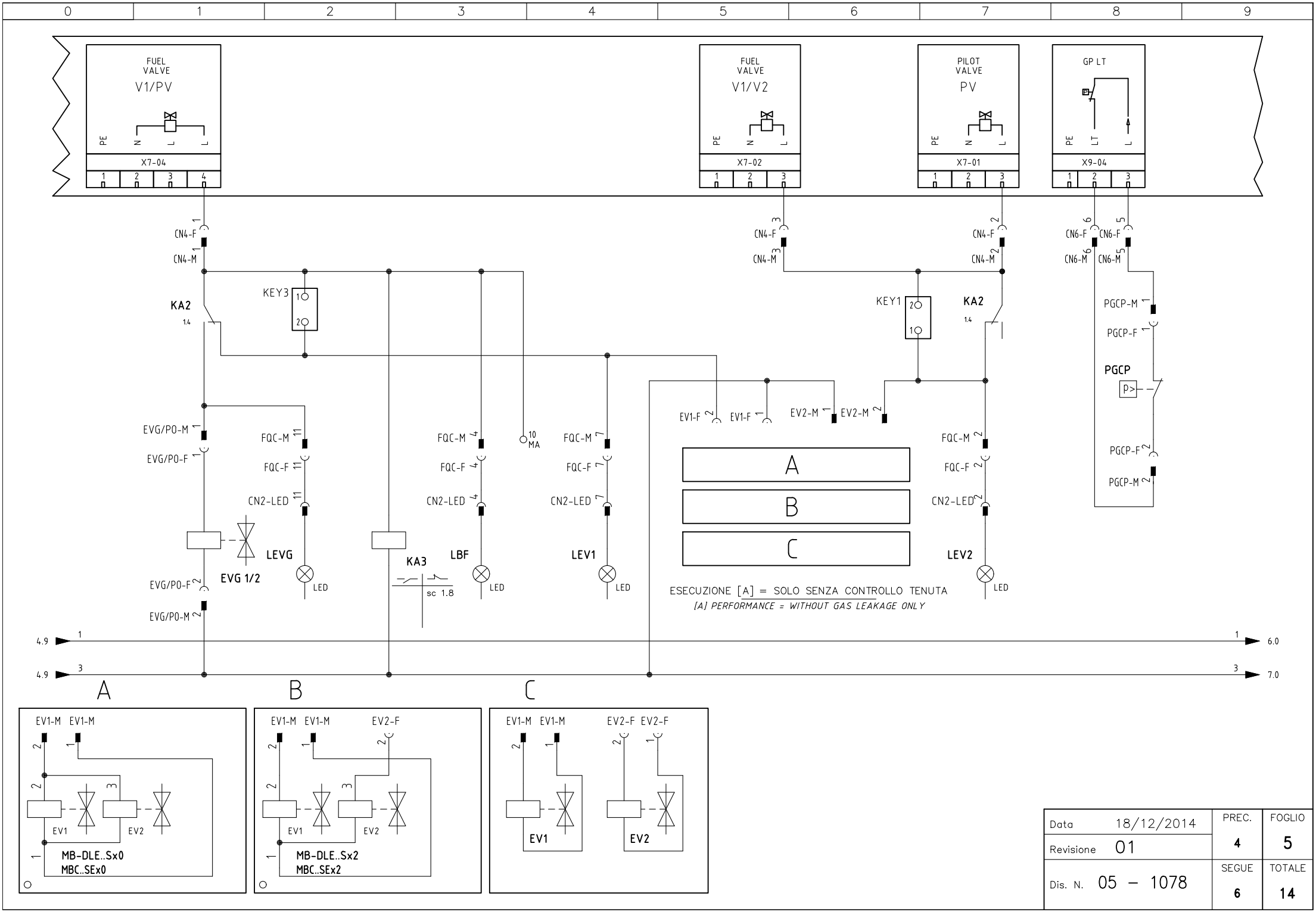

Data	18/12/2014	PREC.	FOGLIO
Revisione	01	4	5
Dis. N.	05 – 1078	SEGUE	TOTALE
		6	14

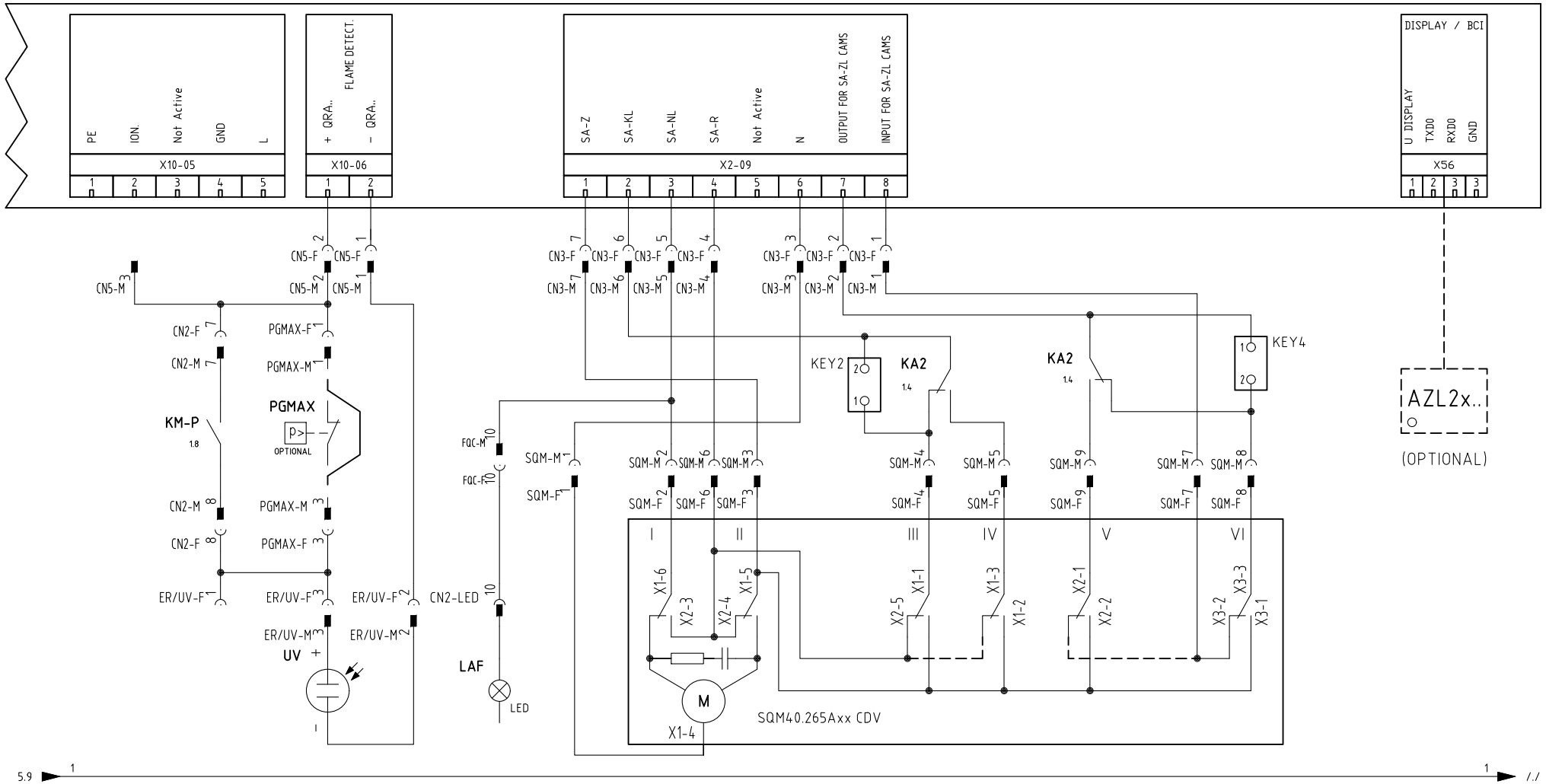

SERVOCOMANDO SERRANDA ARIA

AIR DAMPER ACTUATOR

SQM40.265Axx CDV

I	ALTA FIAMMA *HIGH FLAME*
II	SOSTA *STAND-BY*
III	BASSA FIAMMA GAS *GAS LOW FLAME*
IV	BASSA FIAMMA GASOLIO *LIGHT OIL LOW FLAME*
V	ACCENSIONE GASOLIO *LIGHT OIL IGNITION*
VI	ACCENSIONE GAS *GAS IGNITION*

Data	18/12/2014	PREC.	FOGLIO
Revisione	01	5	6
Dis. N.	05 – 1078	SEGUE	TOTALE
		7	14

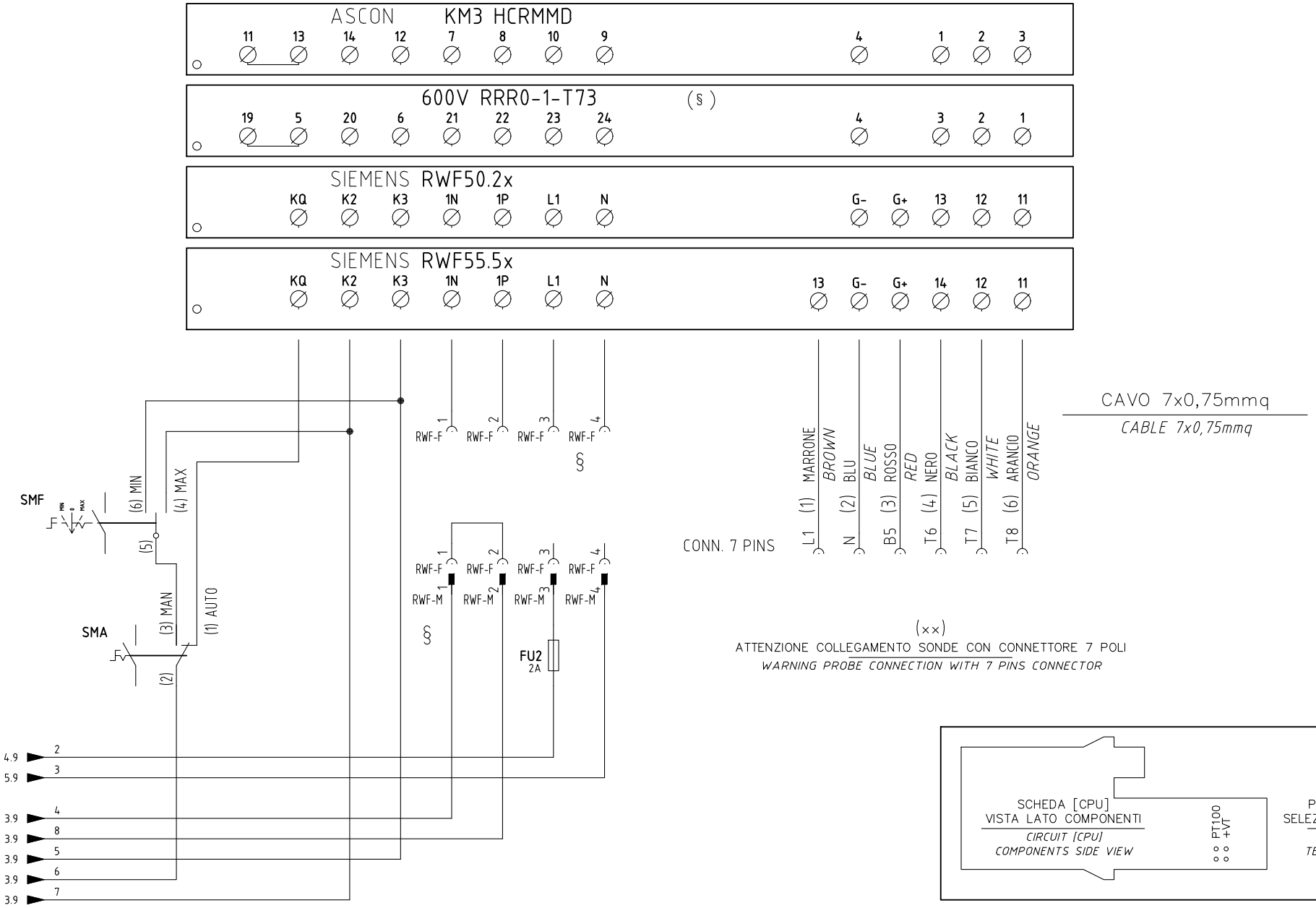

§
VERSIONE (PR) / VERSIONE (MD) CON RWF.. / 600V / KM3
(PR) VERSION / (MD) VERSION WITH RWF.. / 600V / KM3

Data 18/12/2014		PREC.	FOGLIO
Revisione 01		6	7
Dis. N. 05 – 1078		SEGUE	TOTALE
		8	14

(xx)
ATTENZIONE COLLEGAMENTO SONDE CON CONNETTORE 7 POLI
WARNING PROBE CONNECTION WITH 7 PINS CONNECTOR

KM3 HCRMMD	600V RRR0-1-T73	RWF55.5x	RWF50.2x
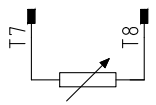 SD-TEMP. PT1000 1000 OHM 0°C	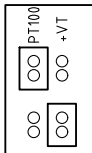 (§) 3 = PT100 / 3 = +VT — PONTICELLO INTERNO PER SELEZIONE SEGNALE MORSETTO 3 (*INTERNAL BRIDGE FOR TERMINAL 3 SELECTION SIGNAL*)	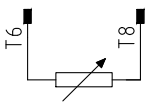 SD-TEMP. SD-TEMP. SIEMENS PT1000 1000 OHM 0°C	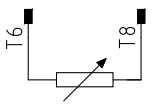 SD-TEMP. SD-TEMP. SIEMENS PT1000 1000 OHM 0°C
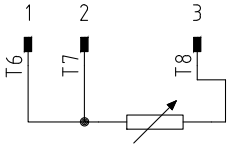 PT100 100 OHM 0°C	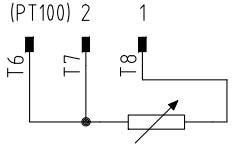 PT100 100 OHM 0°C	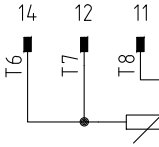 PT100 100 OHM 0°C	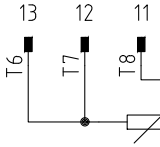 PT100 100 OHM 0°C
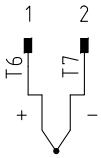 TC	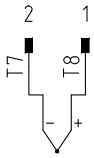 TC	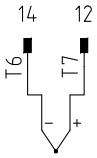 TC	
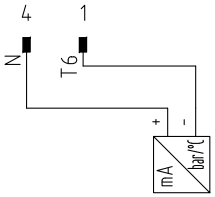 (#) SD - 4÷20mA	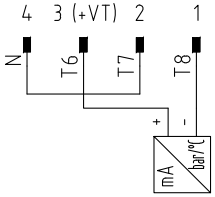 (#) SD - 4÷20mA	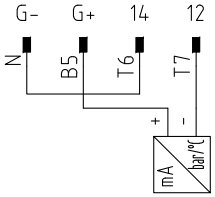 (#) SD - 4÷20mA	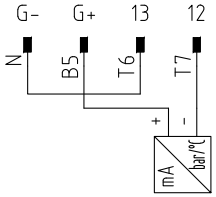 (#) SD - 4÷20mA
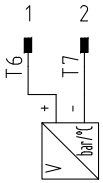 SD - 0÷10V	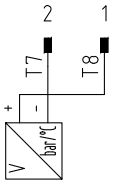 SD - 0÷10V	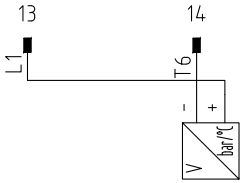 SD - 0÷10V	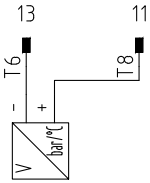 SD - 0÷10V
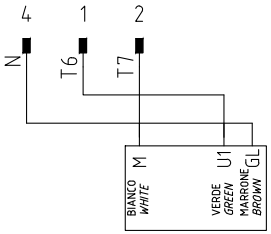 (#) SD-PRESS SIEMENS QBE...	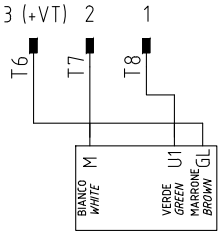 (#) SD-PRESS SIEMENS QBE...	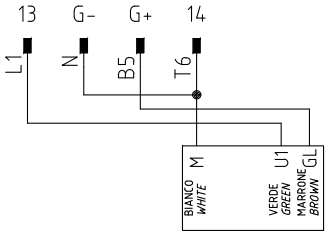 (#) SD-PRESS SIEMENS QBE... 0÷10V	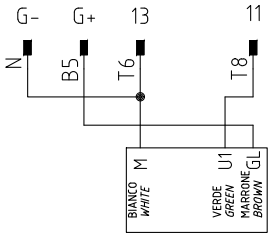 (#) SD-PRESS SIEMENS QBE... 0÷10V

(#)
COLLEGAMENTO SOLO PER TRASDUTTORI PASSIVI
TRASDUCER PASSIVE CONNECTION ONLY

Data 18/12/2014	PREC. 7	FOGLIO 8
Revisione 01		
Dis. N. 05 – 1078	SEGUE 9	TOTALE 14

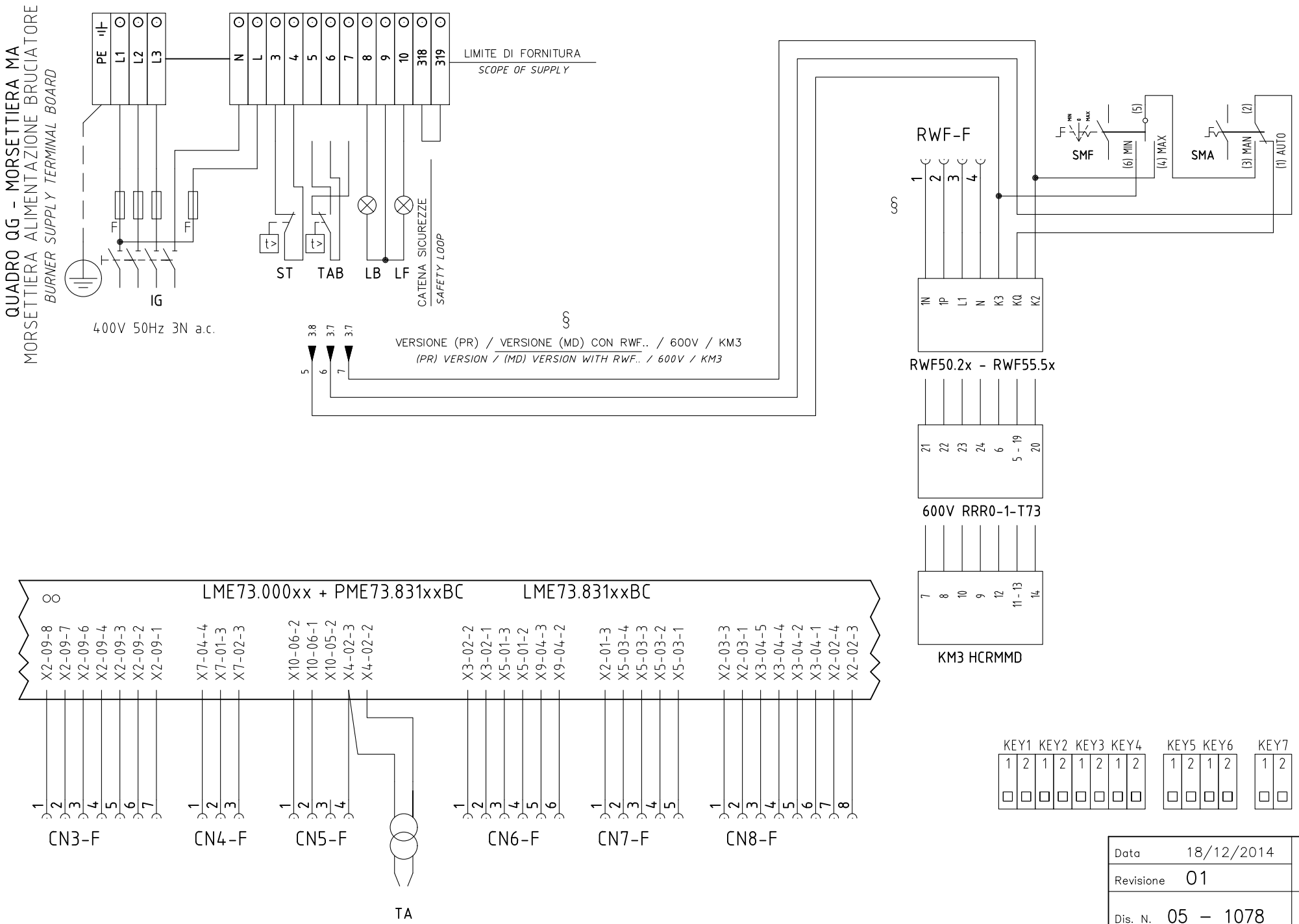

Data 18/12/2014		PREC.	FOGLIO
Revisione 01		8	9
Dis. N. 05 – 1078		SEGUE	TOTALE
		10	14

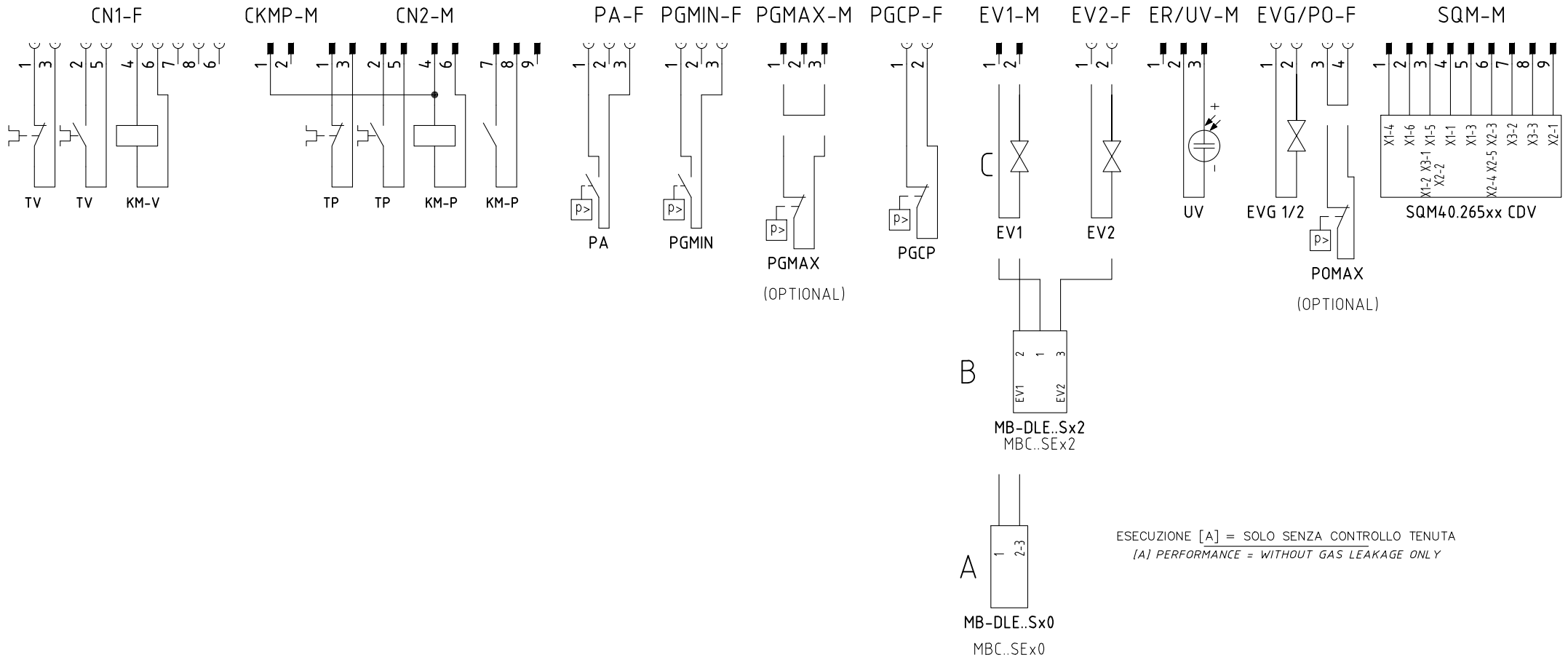

ESECUZIONE [A] = SOLO SENZA CONTROLLO TENUTA

[A] PERFORMANCE = WITHOUT GAS LEAKAGE ONLY

SERVOCOMANDO SERRANDA ARIA

AIR DAMPER ACTUATOR

SQM40.265Axx CDV

I	ALTA FIAMMA *HIGH FLAME*
II	SOSTA *STAND-BY*
III	BASSA FIAMMA GAS *GAS LOW FLAME*
IV	BASSA FIAMMA GASOLIO *LIGHT OIL LOW FLAME*
V	ACCENSIONE GASOLIO *LIGHT OIL IGNITION*
VI	ACCENSIONE GAS *GAS IGNITION*

Data	18/12/2014	PREC.	FOGLIO
Revisione	01	9	10
Dis. N.	05 – 1078	SEGUE	TOTALE
		11	14

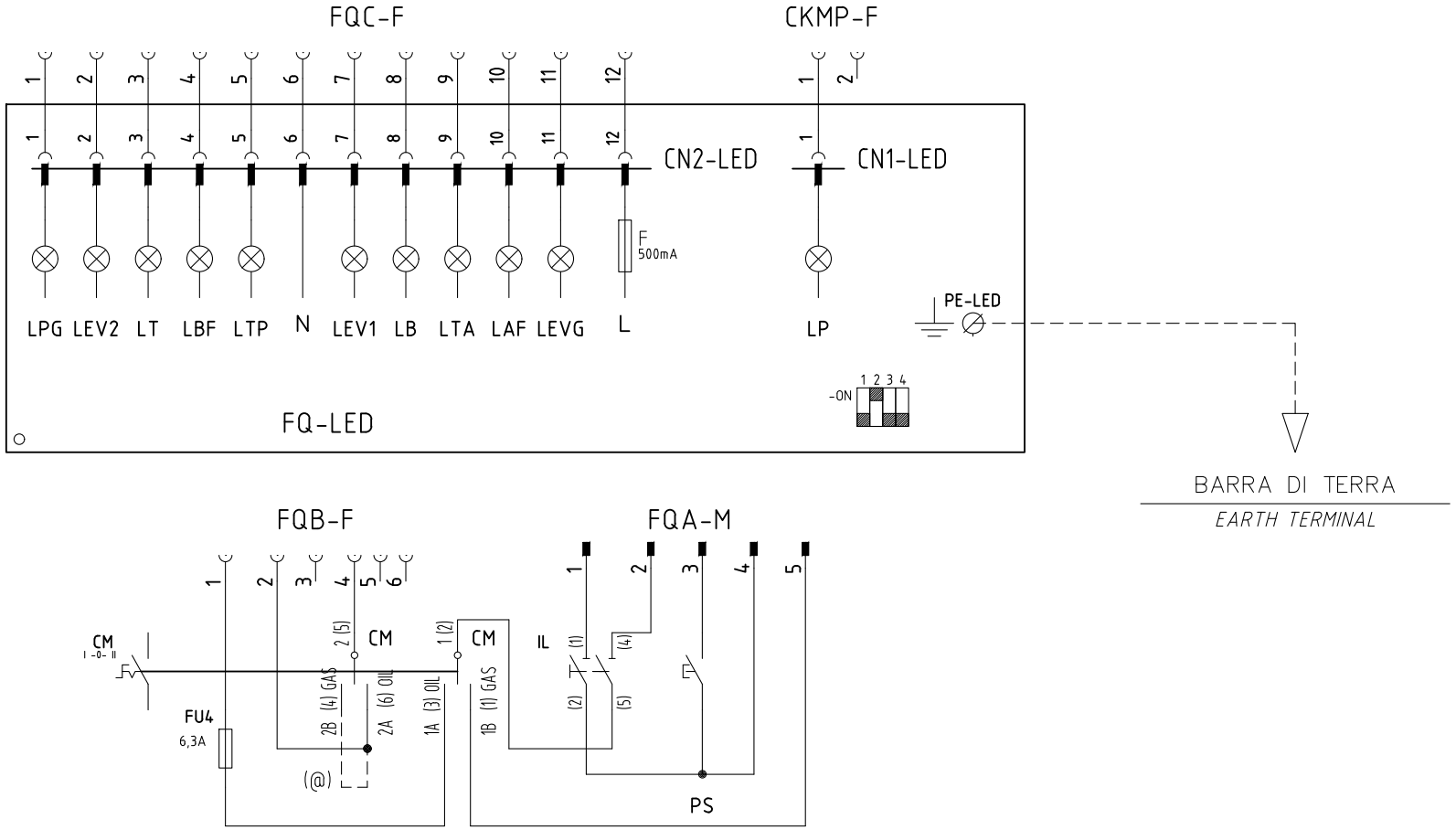

(@)
PONTE PER VERSIONI SENZA CONTROLLO TENUTA
BRIDGE FOR VERSION WITHOUT GAS LEAKAGE

Data 18/12/2014		PREC.	FOGLIO
Revisione 01		10	11
Dis. N. 05 – 1078		SEGUE	TOTALE
		12	14

0	1	2	3	4	5	6	7	8	9

Sigla/Item	Foglio/Sheet	Funzione	Function
600V RRR0-1-T73	7	REGOLATORE MODULANTE (ALTERNATIVO)	BURNER MODULATOR (ALTERNATIVE)
AZL2x..	6	INTERFACCIA UTENTE	USER INTERFACE
CM	1	SELETTORE MANUALE GAS -0- GASOLIO	MANUAL SWITCH GAS -0- LIGHT OIL
EV1	5	ELETTROVALVOLA GAS LATO RETE	UPSTREAM GAS SOLENOID VALVE
EV2	5	ELETTROVALVOLA GAS LATO BRUCIATORE	DOWNSTREAM GAS SOLENOID VALVE
EVG 1/2	5	ELETTROVALVOLE GASOLIO	LIGHT OIL ELECTRO VALVE
FQ-LED	11	PANNELLO FRONTALE (LED)	FRONT PANEL (LED)
FU1	1	FUSIBILE AUSILIARIO	AUXILIARY FUSE
FU2	7	FUSIBILE	FUSE
FU3	1	FUSIBILI LINEA POMPA	PUMP LINE FUSES
FU4	1	FUSIBILE AUSILIARIO	AUXILIARY FUSE
FU-A	1	FUSIBILI DI LINEA	LINE FUSES
FU-B	1	FUSIBILE DI LINEA	LINE FUSE
IG	1	INTERRUTTORE GENERALE	MAINS SWITCH
IL	1	INTERRUTTORE LINEA AUSILIARI	AUXILIARY LINE SWITCH
KA1	1	RELE'' AUSILIARIO	AUXILIARY RELAY
KA2	1	RELE'' AUSILIARIO	AUXILIARY RELAY
KA3	5	RELE'' AUSILIARIO	AUXILIARY RELAY
KM3 HCRMMD	7	REGOLATORE MODULANTE (ALTERNATIVO)	BURNER MODULATOR (ALTERNATIVE)
KM-P	2	CONTATTORE MOTORE POMPA GASOLIO	LIGHT OIL PUMP MOTOR CONTACTOR
KM-V	2	CONTATTORE MOTORE VENTILATORE	FAN MOTOR CONTACTOR
LAF	6	LAMPADA SEGNALAZIONE ALTA FIAMMA BRUCIATORE	BURNER IN HIGH FLAME INDICATOR LIGHT
LB	2	LAMPADA SEGNALAZIONE BLOCCO BRUCIATORE	INDICATOR LIGHT FOR BURNER LOCK-OUT
LBF	5	LAMPADA SEGNALAZIONE BASSA FIAMMA BRUCIATORE	BURNER IN LOW FLAME INDICATOR LIGHT
LEV1	5	LAMPADA SEGNALAZIONE APERTURA [EV1]	INDICATOR LIGHT FOR OPENING OF ELECTRO-VALVE [EV1]
LEV2	5	LAMPADA SEGNALAZIONE APERTURA [EV2]	INDICATOR LIGHT FOR OPENING OF ELECTRO-VALVE [EV2]
LEVG	5	LAMPADA SEGNALAZIONE APERTURA [EVG]	INDICATOR LIGHT FOR OPENING OF ELECTRO-VALVE [EVG]
LME73.000xx + PME73.831xxBC	2	APPARECCHIATURA DI COMANDO	CONTROL SCHEME
LME73.831xxBC	2	APPARECCHIATURA DI COMANDO	CONTROL SCHEME
LP	2	LAMPADA SEGNALAZIONE FUNZIONAMENTO POMPA	INDICATOR LIGHT FOR PUMP OPERATION
LPG	4	LAMPADA SEGNALAZIONE PRESENZA GAS IN RETE	INDICATOR LIGHT FOR PRESENCE OF GAS IN THE NETWORK
LT	1	LAMPADA SEGNALAZIONE BLOCCO TERMICO MOTORE VENTILATORE	INDICATOR LIGHT FOR FAN MOTOR OVERLOAD THERMAL CUTOUT

0	1	2	3	4	5	6	7	8	9

Sigla/Item	Foglio/Sheet	Funzione	Function
LTA	4	LAMPADA SEGNALAZIONE TRASFORMATORE DI ACCENSIONE	IGNITION TRANSFORMER INDICATOR LIGHT
LTP	1	LAMPADA SEGNALAZIONE BLOCCO TERMICO MOTORE POMPA	INDICATOR LIGHT FOR PUMP MOTOR OVERLOAD THERMAL CUTOUT
MB-DLE..Sx0	5	GRUPPO VALVOLE GAS	GAS VALVES GROUP
MB-DLE..Sx2	5	GRUPPO VALVOLE GAS	GAS VALVES GROUP
MBC..SEx0	5	GRUPPO VALVOLE GAS (ALTERNATIVO)	GAS VALVES GROUP (ALTERNATIVE)
MBC..SEx2	5	GRUPPO VALVOLE GAS (ALTERNATIVO)	GAS VALVES GROUP (ALTERNATIVE)
MP	1	MOTORE POMPA GASOLIO	LIGHT OIL PUMP MOTOR
MV	1	MOTORE VENTILATORE	FAN MOTOR
PA	3	PRESSOSTATO ARIA	AIR PRESSURE SWITCH
PGCP	5	PRESSOSTATO GAS CONTROLLO PERDITE (OPTIONAL)	GAS LEAKAGE PRESSURE SWITCH (OPTIONAL)
PGMAX	6	PRESSOSTATO GAS DI MASSIMA PRESSIONE (OPTIONAL)	MAXIMUM PRESSURE GAS SWITCH (OPTIONAL)
PGMIN	4	PRESSOSTATO GAS DI MINIMA PRESSIONE	MINIMUM GAS PRESSURE SWITCH
POMAX	3	PRESSOSTATO DI MASSIMA PRESSIONE OLIO (OPTIONAL)	MAXIMUM OIL PRESSURE SWITCH (OTIONAL)
PS	2	PULSANTE SBLOCCO FIAMMA	FLAME UNLOCK BUTTON
PT100	8	SONDA DI TEMPERATURA	TEMPERATURE PROBE
RWF50.2x	7	REGOLATORE MODULANTE (ALTERNATIVO)	BURNER MODULATOR (ALTERNATIVE)
RWF55.5x	7	REGOLATORE MODULANTE (ALTERNATIVO)	BURNER MODULATOR (ALTERNATIVE)
SD-PRESS	8	SONDA DI PRESSIONE	PRESSURE PROBE
SD-TEMP.	8	SONDA DI TEMPERATURA	TEMPERATURE PROBE
SD - 0÷10V	8	TRASDUTTORE USCITA IN TENSIONE	TRANSDUCER VOLTAGE OUTPUT
SD - 4÷20mA	8	TRASDUTTORE USCITA IN CORRENTE	TRANSDUCER CURRENT OUTPUT
SMA	7	SELETTORE MANUALE/AUTOMATICO	MANUAL/AUTOMATIC SWITCH
SMF	7	SELETTORE MANUALE FUNZIONAMENTO MIN-0-MAX	MIN-0-MAX MANUAL OPERATION SWITCH
SQM40.265Axx CDV	6	SERVOCOMANDO SERRANDA ARIA	AIR DAMPER ACTUATOR
ST	4	SERIE TERMOSTATI/PRESSOSTATI	SERIES OF THERMOSTATS OR PRESSURE SWITCHES
TA	4	TRASFORMATORE DI ACCENSIONE	IGNITION TRANSFORMER
TAB	4	TERMOSTATO/PRESSOSTATO ALTA-BASSA FIAMMA	HIGH-LOW THERMOSTAT/PRESSURE SWITCHES
TC	8	TERMOCOPPIA	THERMOCOUPLE
TP	1	TERMICO MOTORE POMPA	PUMP MOTOR THERMAL
TV	1	TERMICO MOTORE VENTILATORE	FAN MOTOR THERMAL
UV	6	SONDA UV RILEVAZIONE FIAMMA	UV FLAME DETECTOR

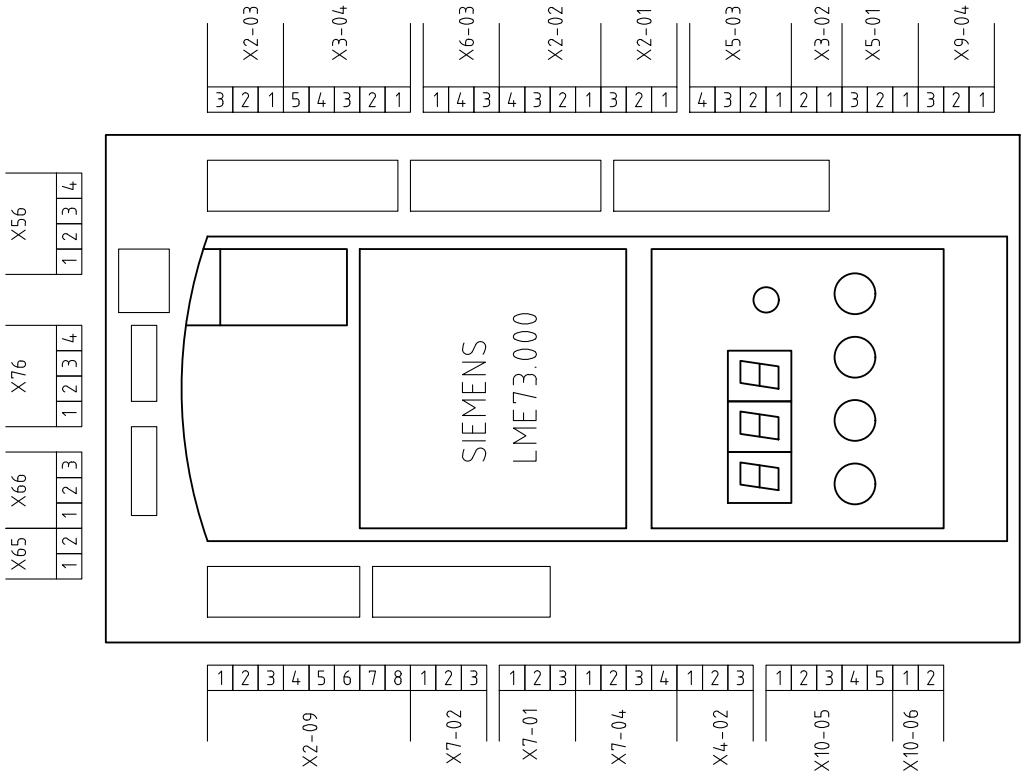

VISTA LATO COMPONENTI

COMPONENTS SIDE VIEW

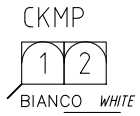

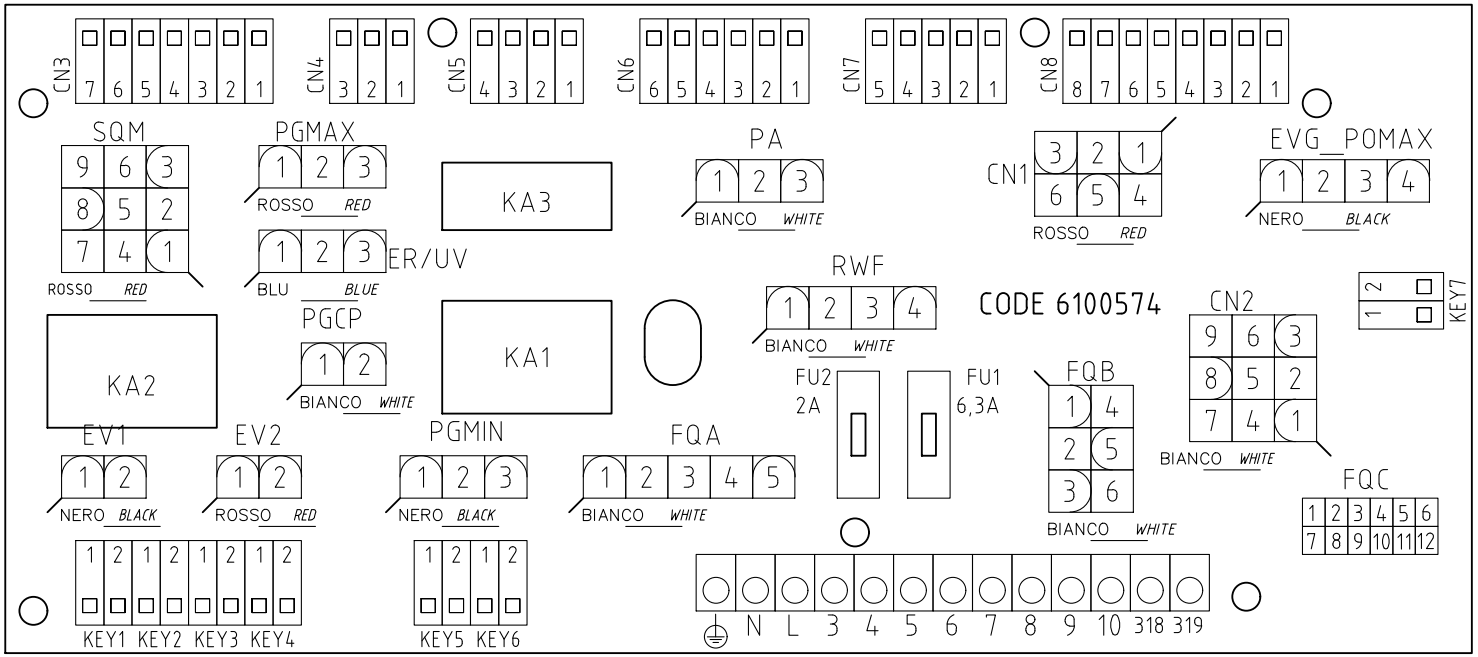

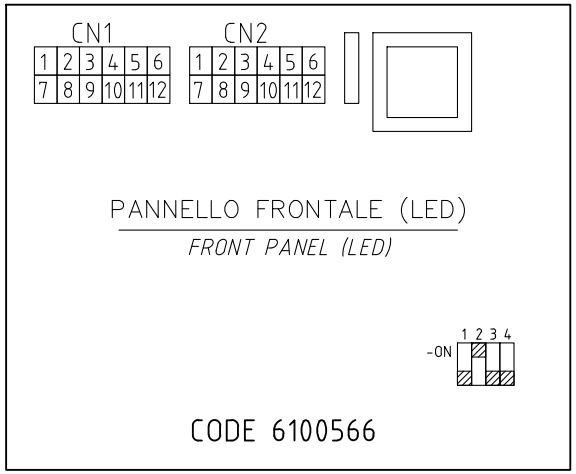

Data 18/12/2014		PREC.	FOGLIO
Revisione 01		13	14
Dis. N. 05 – 1078		SEGUE	TOTALE
		/	14