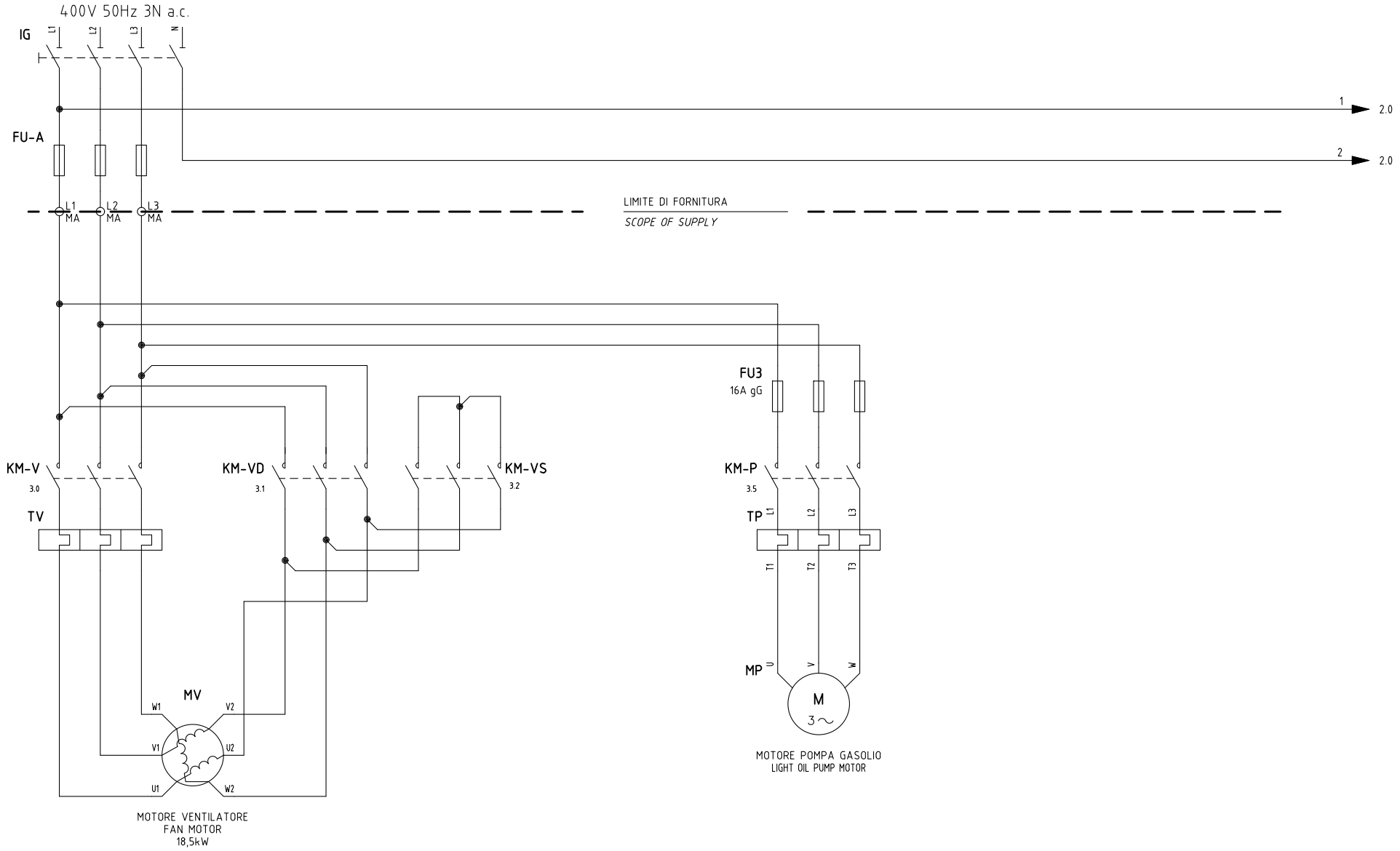

01	"RWF40" MODULATOR ADDED	30/03/16	U. PINTON
REV.	MODIFICA	DATA	FIRME

UNIGAS

Impianto
TIPI/TYPES HR525A / HTP525A
MODELLO/MODEL xG-.PR(MD).x.xx.A.1.xx

Descrizione
LME73.xx + COD. 6100574 + COD. 6100566

Ordine

Commessa

Esecutore
U. PINTON

Data Controllato
30/03/2016

Controllato
G. SCATTOLIN

Data 25/05/2015

Revisione 01

Dis. N. 11 – 0487

PREC. /

FOGLIO 1

SEGUE 2

TOTALE 16

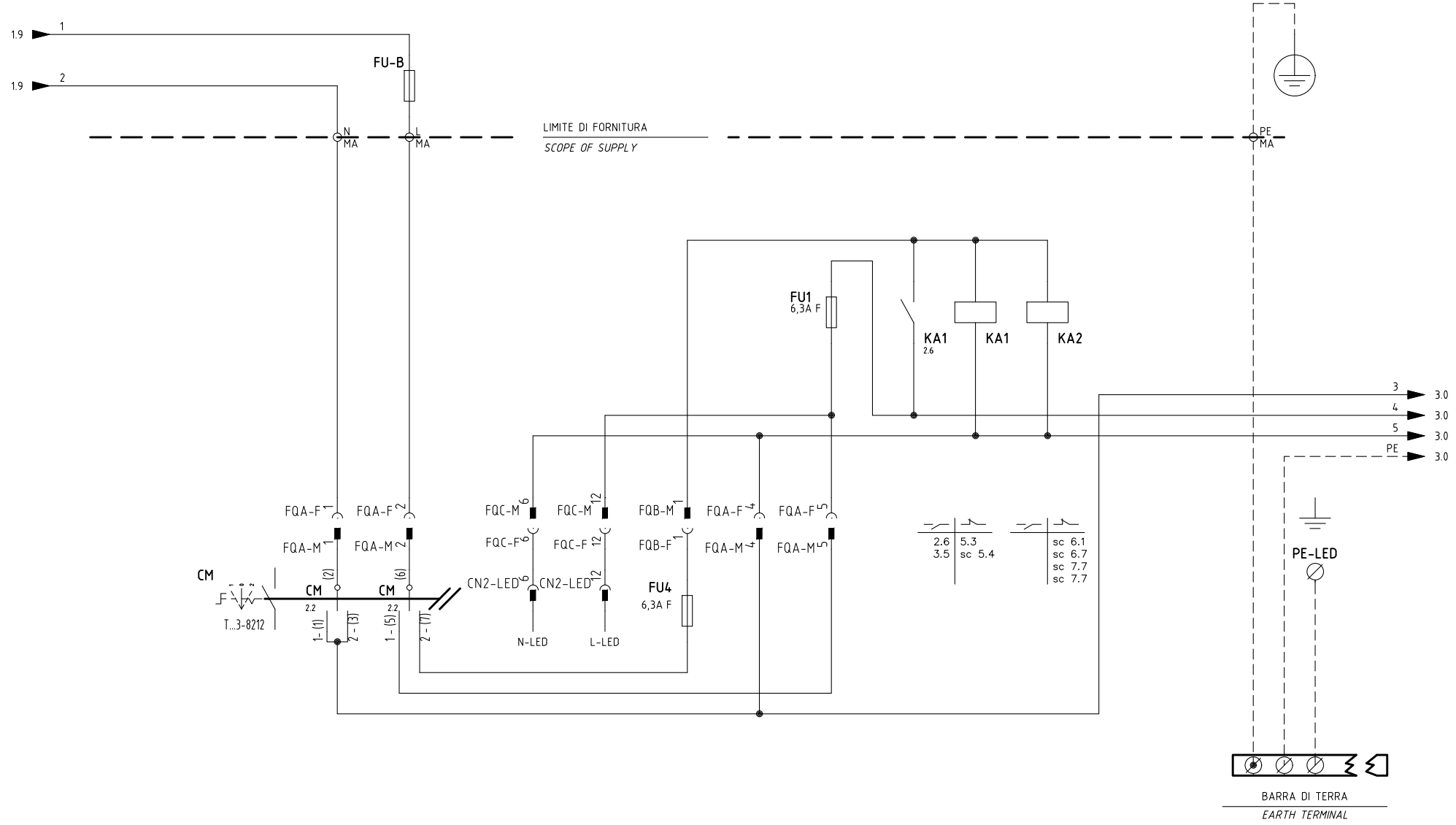

Data	25/05/2015	PREC.	FOGLIO
Revisione	01	1	2
Dis. N.	11 – 0487	SEGUE	TOTALE
		3	16

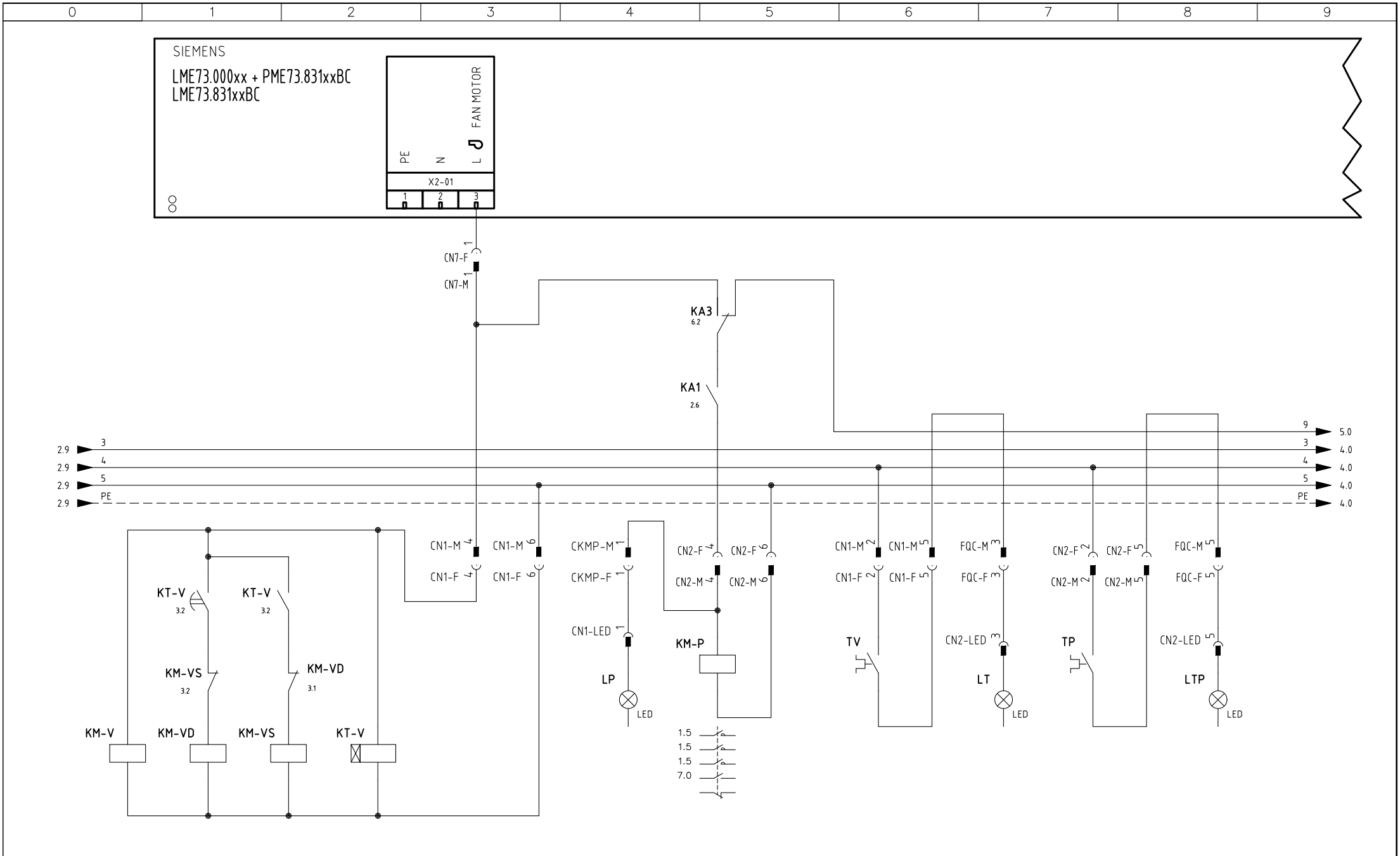

Data	25/05/2015	PREC.	FOGLIO
Revisione	01	2	3
Dis. N.	11 – 0487	SEGUE	TOTALE
		4	16

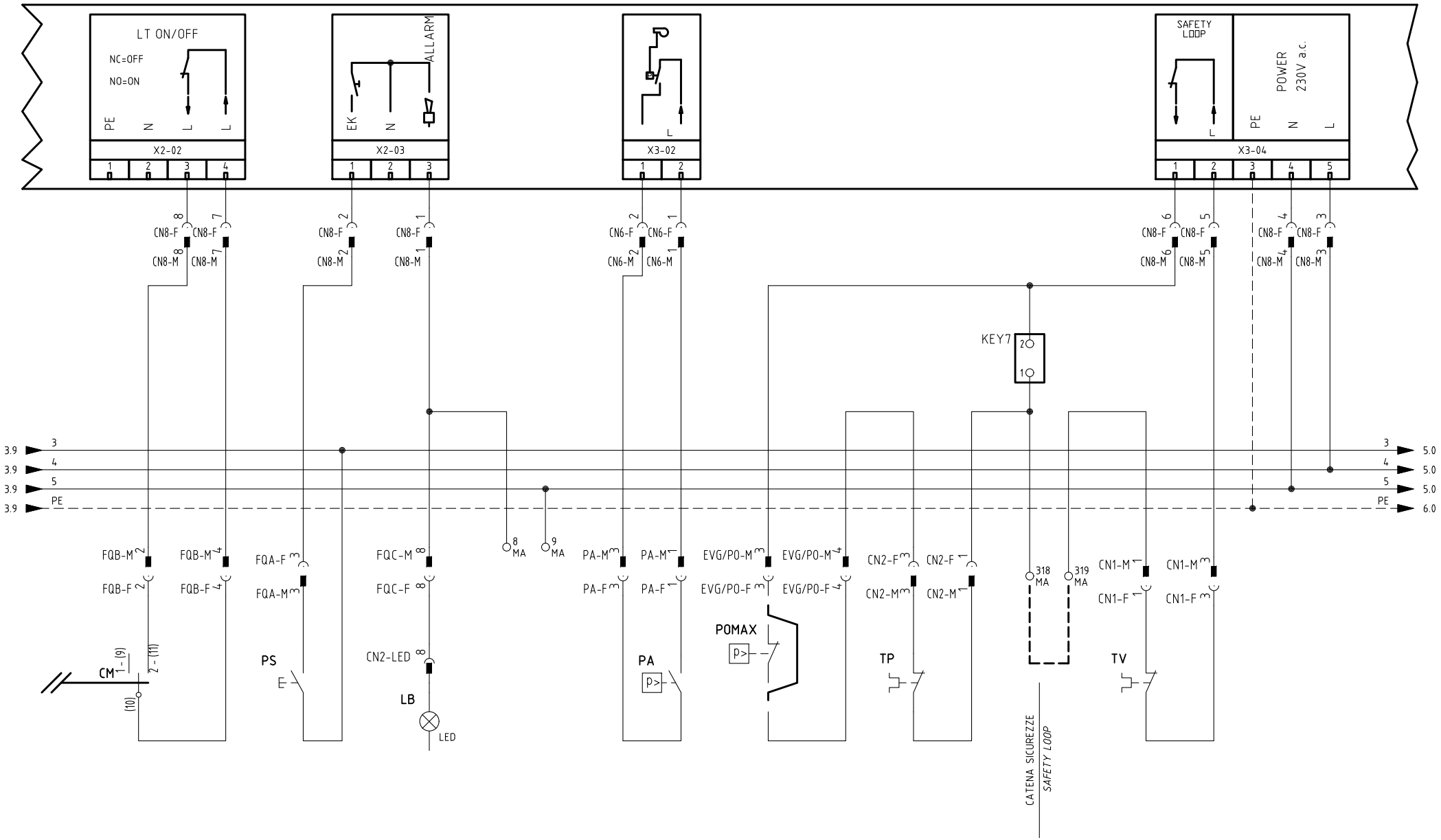

Data 25/05/2015		PREC.	FOGLIO
Revisione 01		3	4
Dis. N. 11 – 0487		SEGUE	TOTALE
		5	16

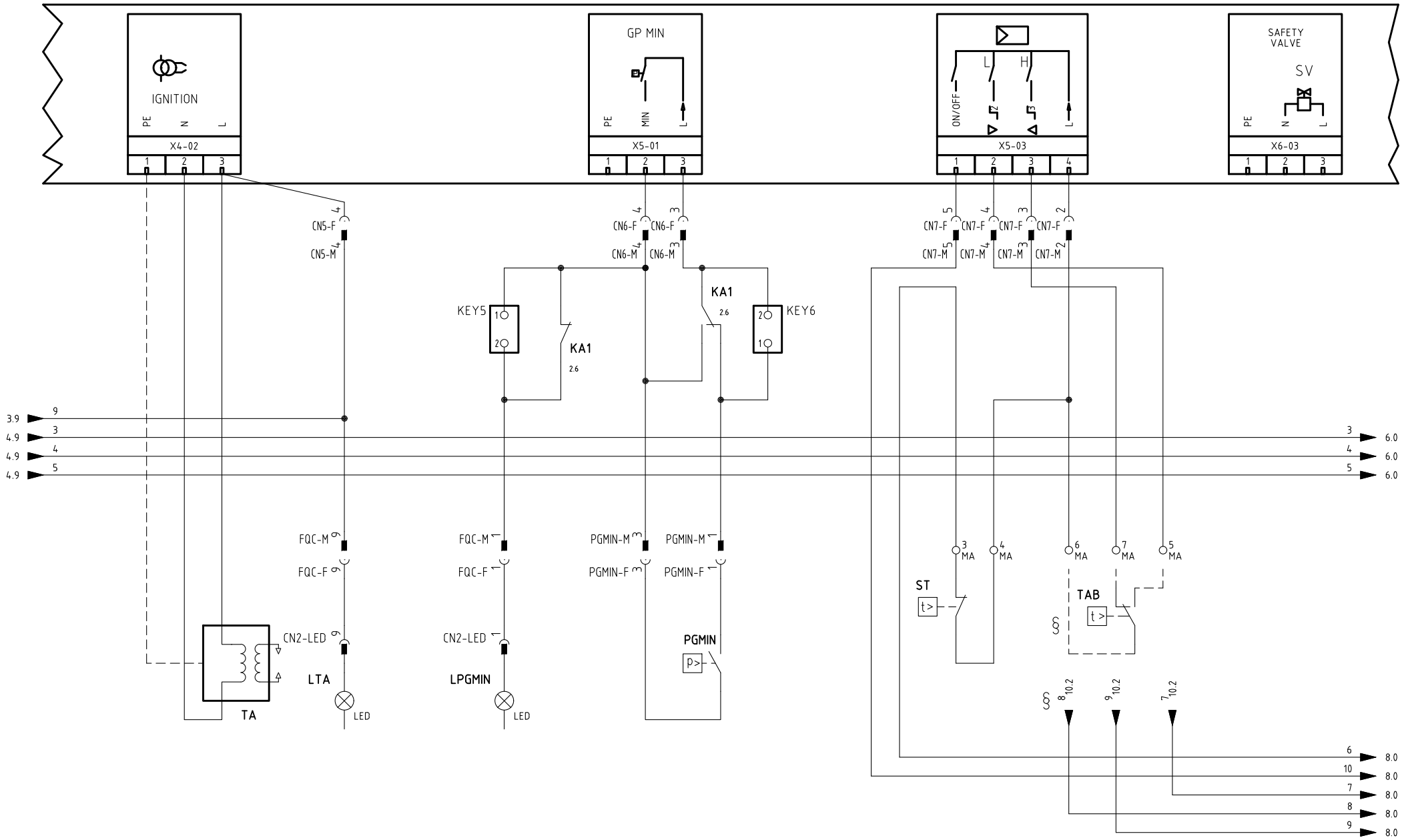

VERSIONE (PR) / VERSIONE (MD) CON RWF.. / 600V / KM3

(PR) VERSION / (MD) VERSION WITH RWF.. / 600V / KM3

Data	25/05/2015	PREC.	FOGLIO
Revisione	01	4	5
Dis. N.	11 – 0487	SEGUE	TOTALE
		6	16

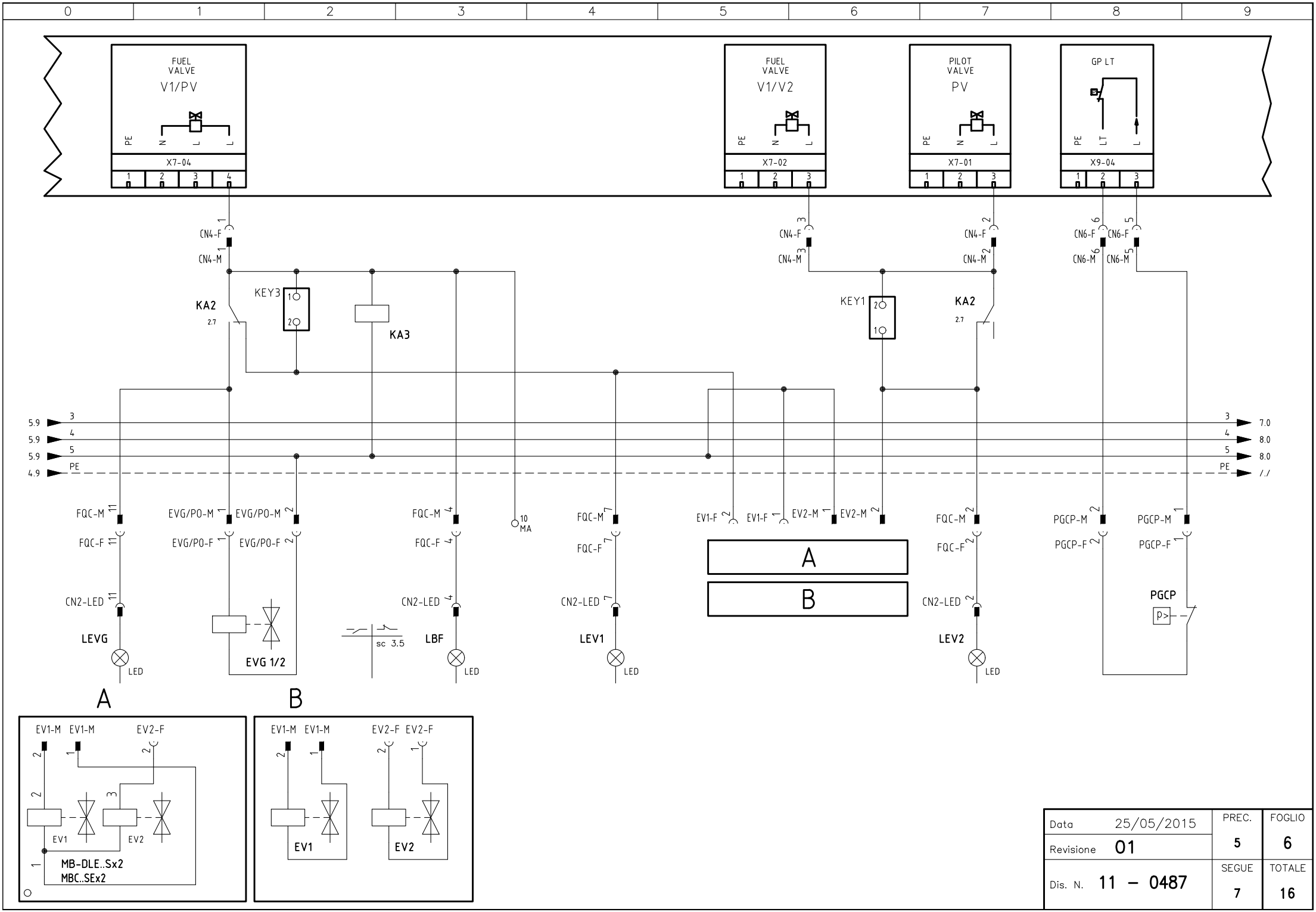

Data	25/05/2015	PREC.	FOGLIO
Revisione	01	5	6
Dis. N.	11 – 0487	SEGUE	TOTALE
		7	16

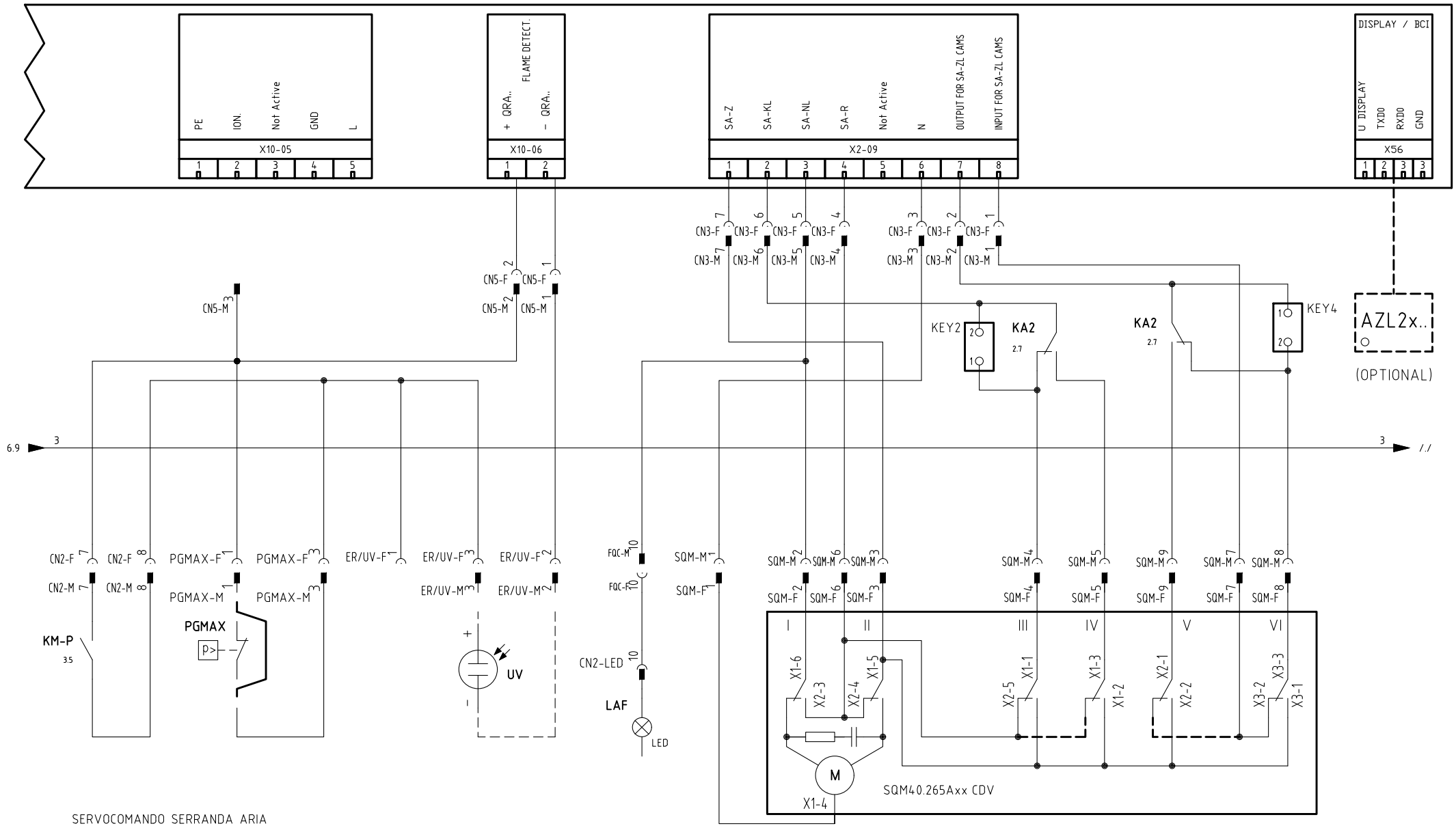

SERVOCOMANDO SERRANDA ARIA

AIR DAMPER ACTUATOR

SQM40.265Axx CDV

I	ALTA FIAMMA *HIGH FLAME*
II	SOSTA *STAND-BY*
III	BASSA FIAMMA GAS *GAS LOW FLAME*
IV	BASSA FIAMMA GASOLIO *LIGHT OIL LOW FLAME*
V	ACCENSIONE GASOLIO *LIGHT OIL IGNITION*
VI	ACCENSIONE GAS *GAS IGNITION*

Data	25/05/2015	PREC.	FOGLIO
Revisione	01	6	7
Dis. N.	11 – 0487	SEGUE	TOTALE
		8	16

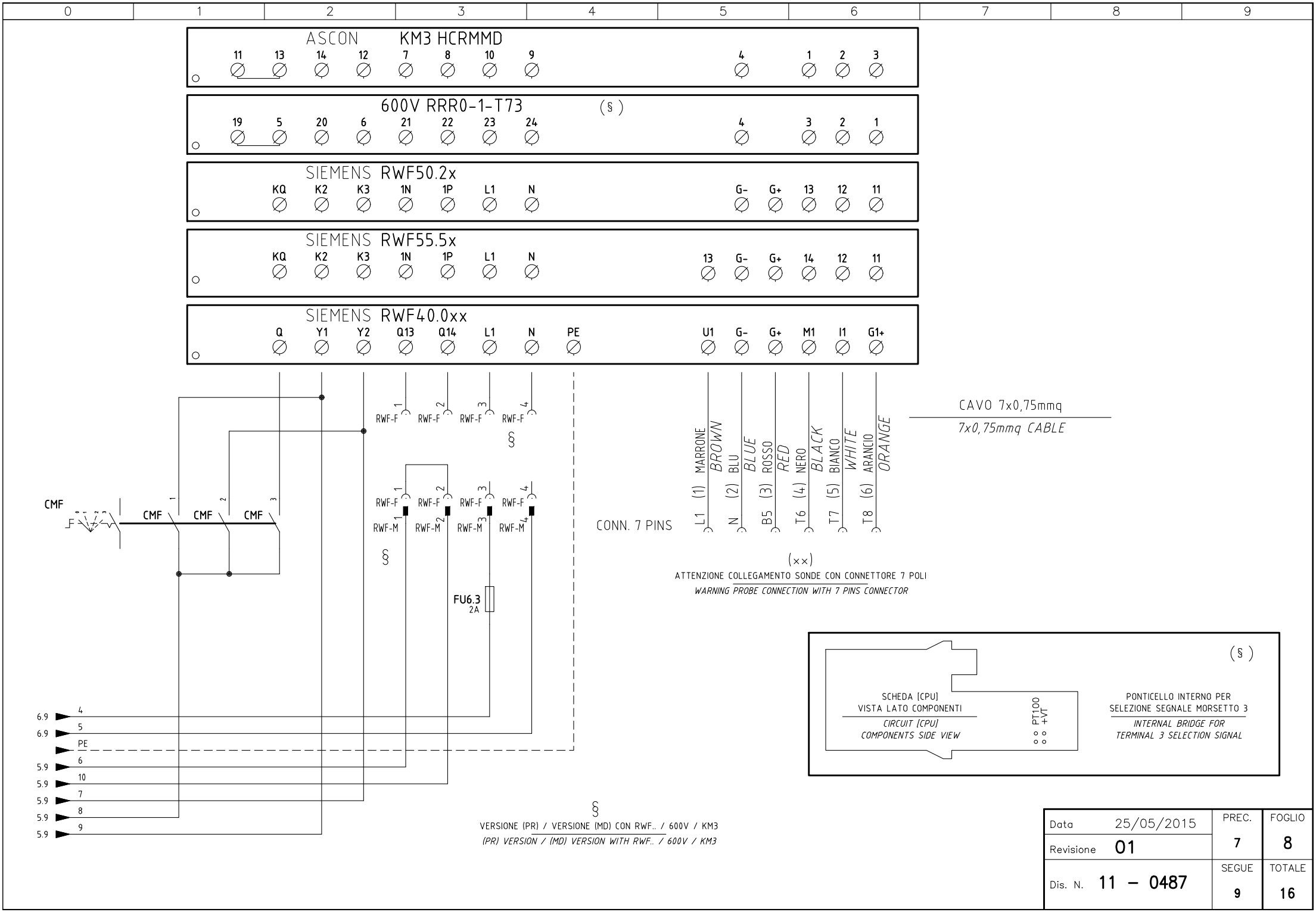

Data	25/05/2015	PREC.	FOGLIO
Revisione	01	7	8
Dis. N.	11 – 0487	SEGUE	TOTALE
		9	16

(xx)
ATTENZIONE COLLEGAMENTO SONDE CON CONNETTORE 7 POLI
WARNING PROBE CONNECTION WITH 7 PINS CONNECTOR

KM3 HCRMMD

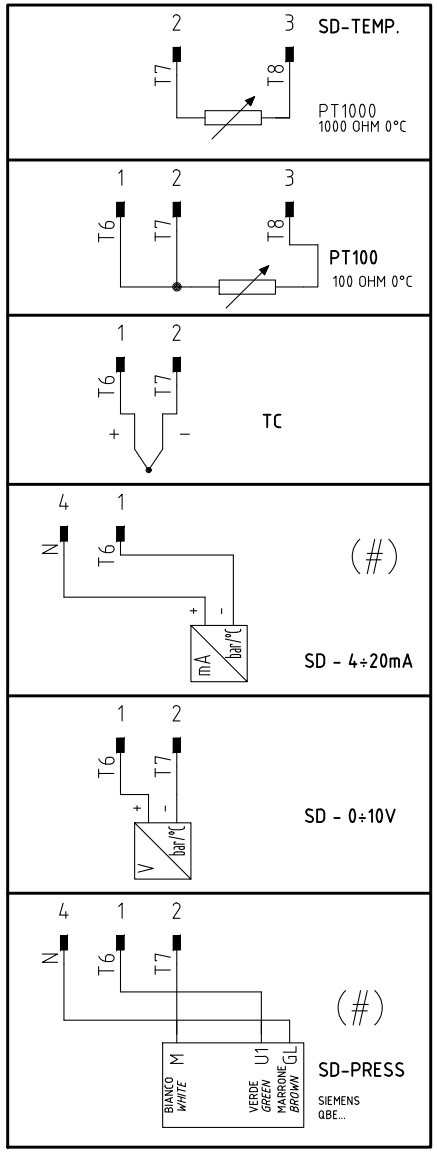

600V RRR0-1-T73

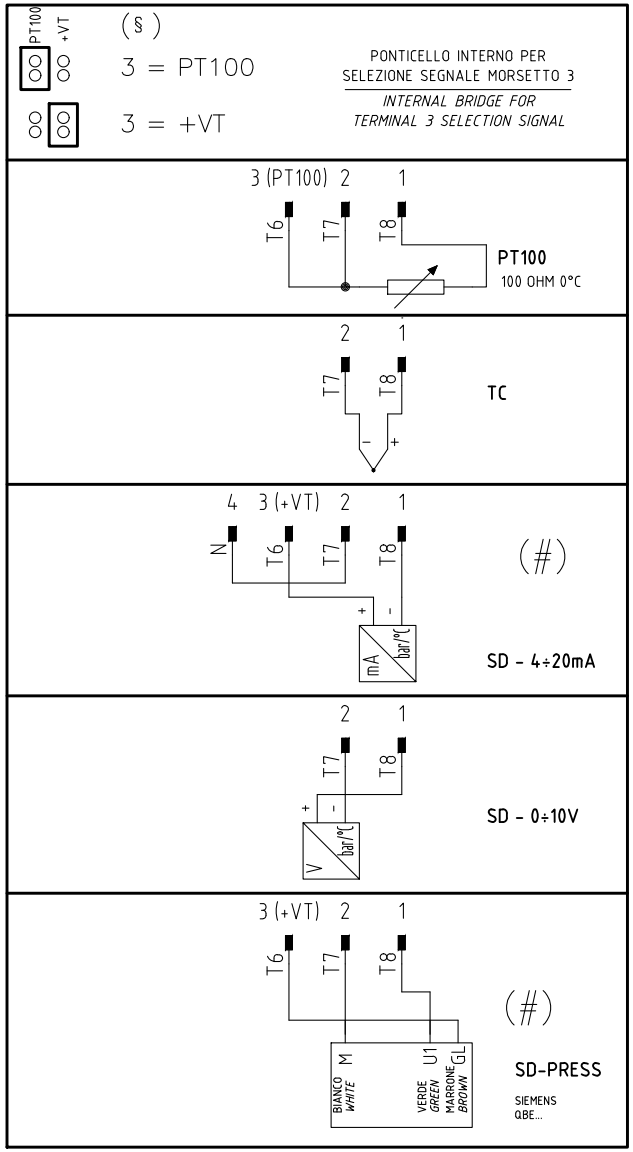

RWF55.5x

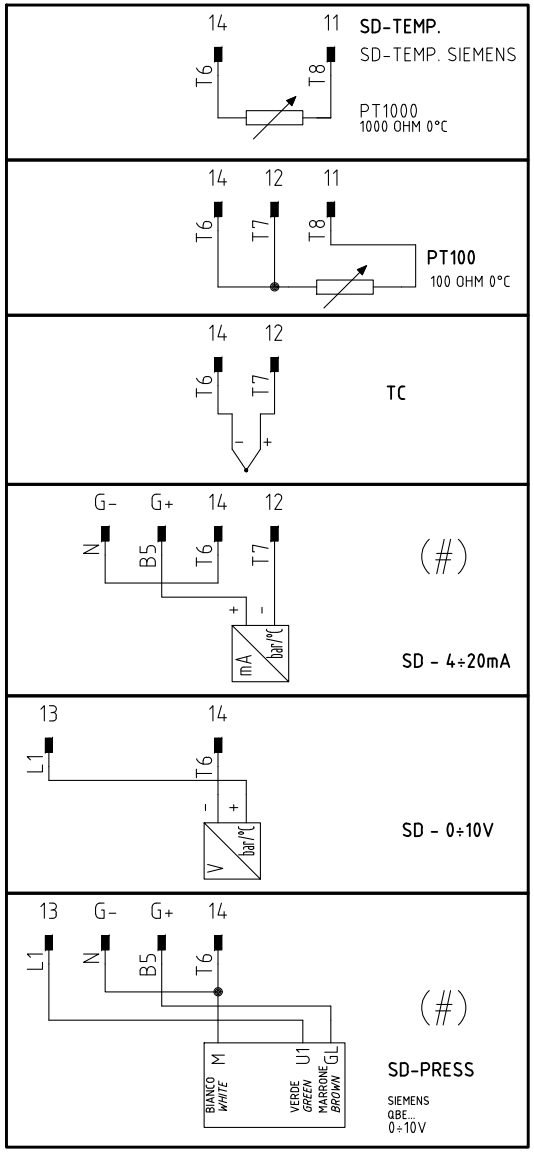

(#)
COLLEGAMENTO SOLO PER
TRASDUTTORI PASSIVI
TRASDUCER PASSIVE
CONNECTION ONLY

Data 25/05/2015		PREC.	FOGLIO
Revisione 01		8	9
Dis. N. 11 – 0487		SEGUE	TOTALE
		10	16

(xx)
ATTENZIONE COLLEGAMENTO SONDE CON CONNETTORE 7 POLI
WARNING PROBE CONNECTION WITH 7 PINS CONNECTOR

RWF50.2x

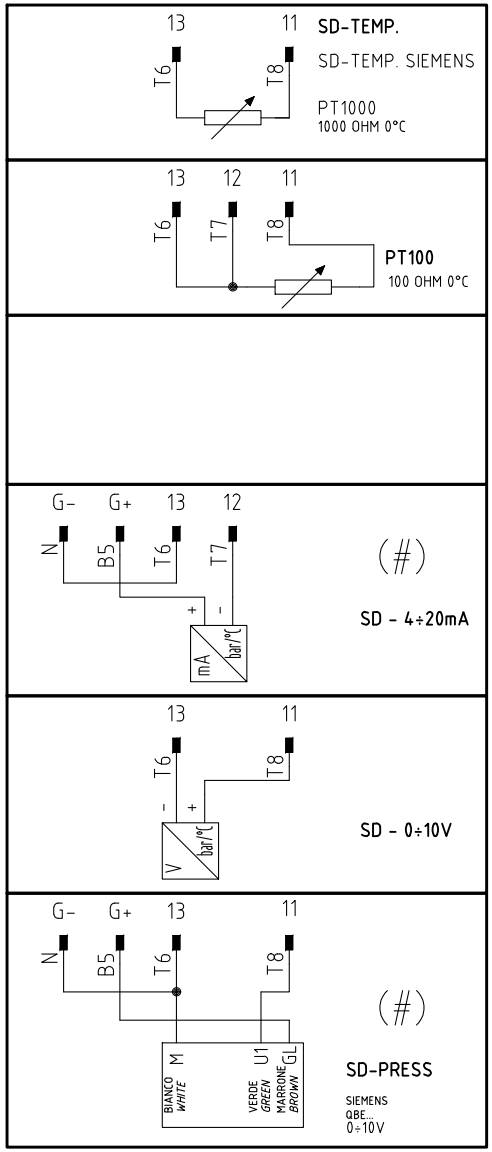

RWF40.0xx

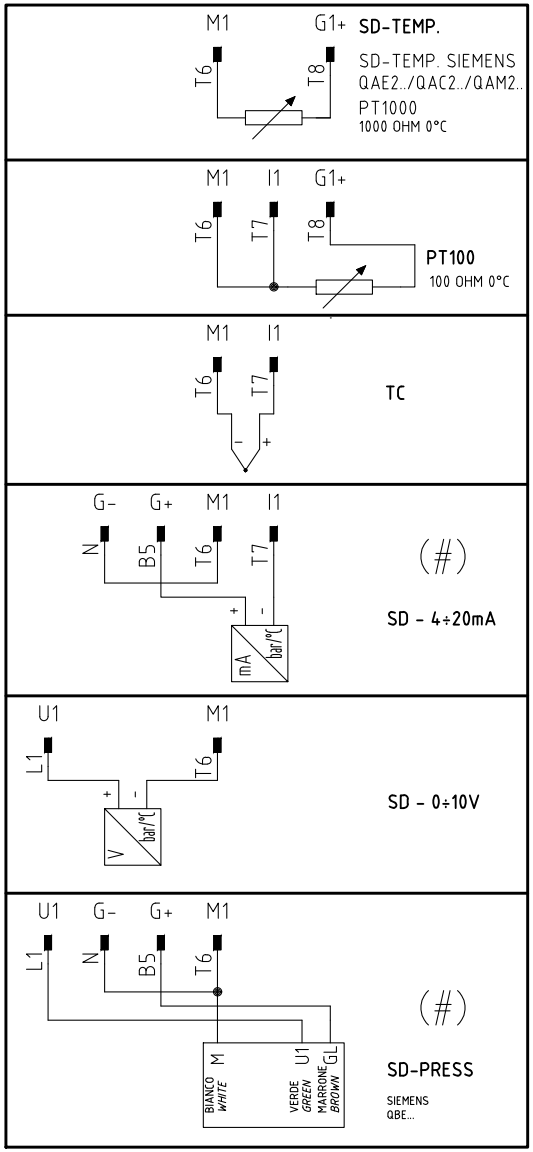

(#)
COLLEGAMENTO SOLO PER TRASDUTTORI PASSIVI
TRASDUCER PASSIVE CONNECTION ONLY

Data 25/05/2015		PREC.	FOGLIO
Revisione 01		9	10
Dis. N. 11 – 0487		SEGUE	TOTALE
		11	16

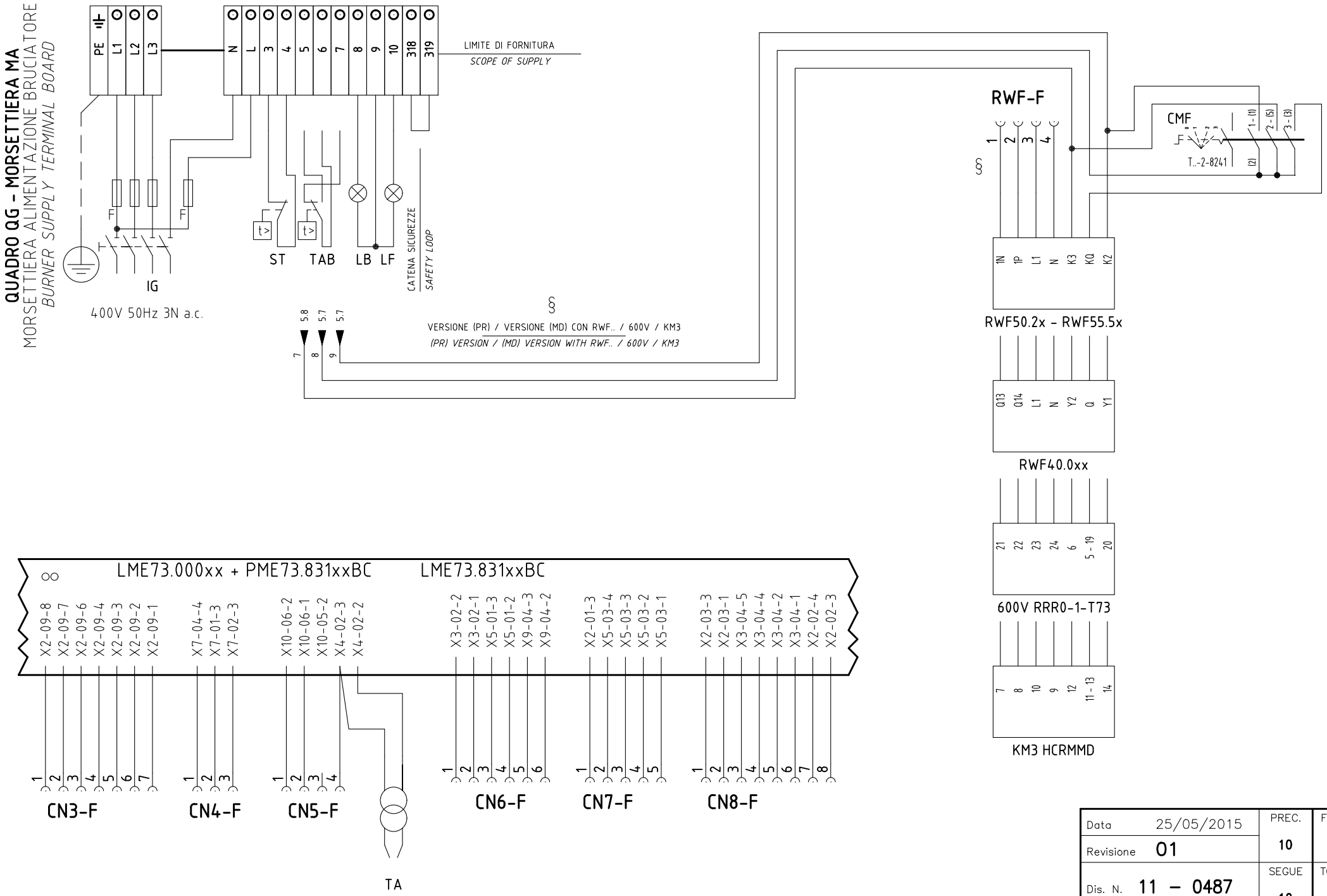

Data	25/05/2015	PREC.	FOGLIO
Revisione	01	10	11
Dis. N.	11 – 0487	SEGUE	TOTALE
		12	16

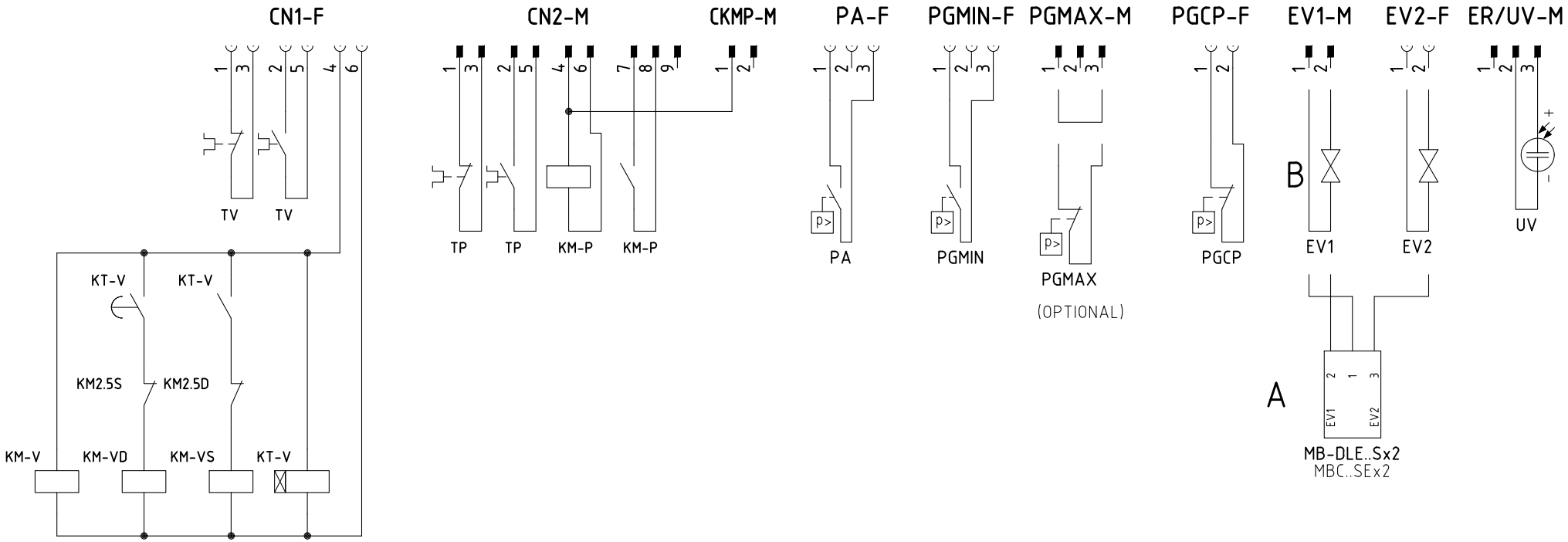

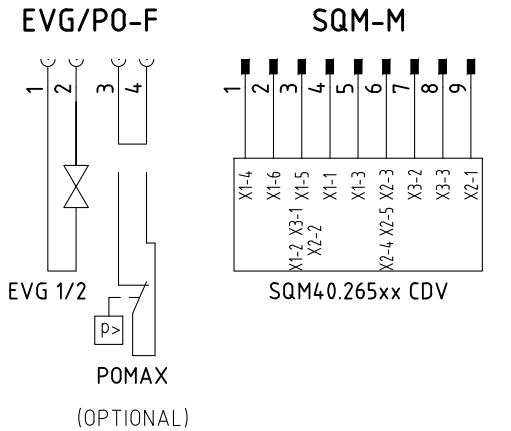

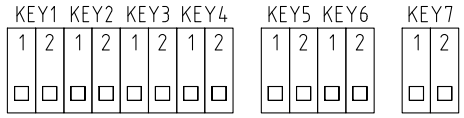

SERVOCOMANDO SERRANDA ARIA

AIR DAMPER ACTUATOR

SQM40.265Axx CDV

I	ALTA FIAMMA *HIGH FLAME*
II	SOSTA *STAND-BY*
III	BASSA FIAMMA GAS *GAS LOW FLAME*
IV	BASSA FIAMMA GASOLIO *LIGHT OIL LOW FLAME*
V	ACCENSIONE GASOLIO *LIGHT OIL IGNITION*
VI	ACCENSIONE GAS *GAS IGNITION*

Data 25/05/2015		PREC.	FOGLIO
Revisione 01		11	12
Dis. N. 11 – 0487		SEGUE	TOTALE
		13	16

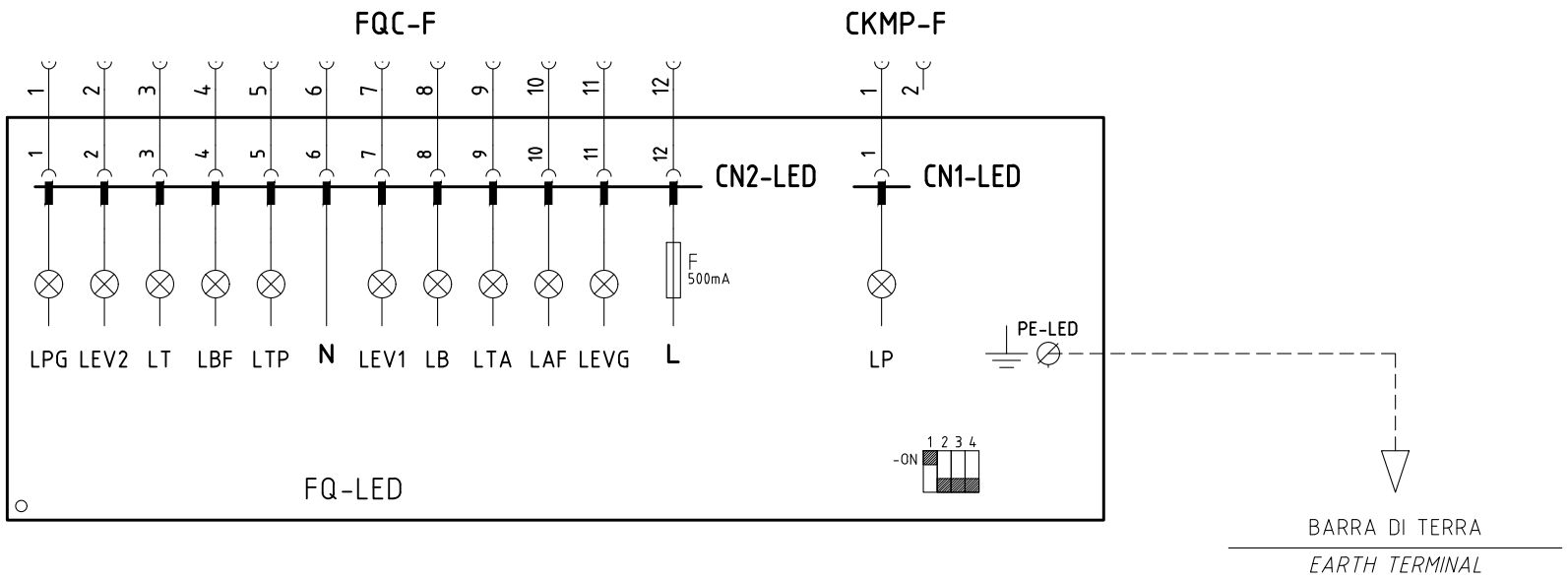

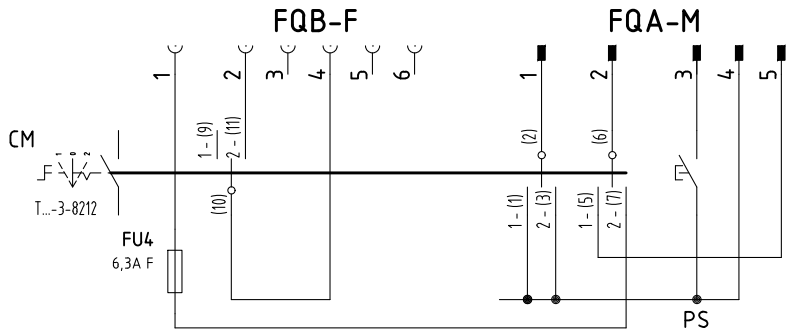

Data 25/05/2015		PREC.	FOGLIO
Revisione 01		12	13
Dis. N. 11 – 0487		SEGUE	TOTALE
		14	16

0	1	2	3	4	5	6	7	8	9

Sigla/Item	Foglio/Sheet	Funzione	Function
600V RRR0-1-T73	8	REGOLATORE MODULANTE (ALTERNATIVO)	BURNER MODULATOR (ALTERNATIVE)
AZL2x..	7	INTERFACCIA UTENTE	USER INTERFACE
CM	2	COMMUTATORE FUNZIONAMENTO 1)GAS 0)SPENTO 2)GASOLIO	MANUAL OPERATION SWITCH 1)GAS 0)OFF 2)LIGHT OIL
CMF	8	COMMUT. MANUALE FUNZ. 0)FERMO 1)ALTA FIAMMA 2)BASSA FIAMMA 3)AUTOMATICO	MANUAL SWITCH 0)OFF 1)HIGH FLAME 2)LOW FLAME 3)AUTOMATIC
EV1	6	ELETTROVALVOLA GAS LATO RETE	UPSTREAM GAS SOLENOID VALVE
EV2	6	ELETTROVALVOLA GAS LATO BRUCIATORE	DOWNSTREAM GAS SOLENOID VALVE
EVG 1/2	6	ELETTROVALVOLE GASOLIO	LIGHT OIL ELECTRO VALVES
FQ-LED	13	PANNELLO FRONTALE (LED)	FRONT PANEL (LED)
FU1	2	FUSIBILE AUSILIARIO	AUXILIARY FUSE
FU3	1	FUSIBILI LINEA POMPA	PUMP LINE FUSES
FU4	2	FUSIBILE AUSILIARIO	AUXILIARY FUSE
FU6.3	8	FUSIBILE	FUSE
FU-A	1	FUSIBILI DI LINEA	LINE FUSES
FU-B	2	FUSIBILE DI LINEA	LINE FUSE
IG	1	INTERRUTTORE GENERALE	MAINS SWITCH
KA1	2	RELE'' AUSILIARIO	AUXILIARY RELAY
KA2	2	RELE'' AUSILIARIO	AUXILIARY RELAY
KA3	6	RELE'' AUSILIARIO	AUXILIARY RELAY
KM3 HCRMMD	8	REGOLATORE MODULANTE (ALTERNATIVO)	BURNER MODULATOR (ALTERNATIVE)
KM-P	3	CONTATTORE MOTORE POMPA GASOLIO	LIGHT OIL PUMP MOTOR CONTACTOR
KM-V	3	CONTATTORE MOTORE VENTILATORE (LINEA)	FAN MOTOR CONTACTOR (LINE)
KM-VD	3	CONTATTORE MOTORE VENTILATORE (TRIANGOLO)	FAN MOTOR CONTACTOR (DELTA)
KM-VS	3	CONTATTORE MOTORE VENTILATORE (STELLA)	FAN MOTOR CONTACTOR (STAR)
KT-V	3	TEMPORIZZATORE STELLA/TRIANGOLO	STAR/DELTA DELAYED RELAY
LAF	7	LAMPADA SEGNALAZIONE ALTA FIAMMA BRUCIATORE	BURNER IN HIGH FLAME INDICATOR LIGHT
LB	4	LAMPADA SEGNALAZIONE BLOCCO BRUCIATORE	INDICATOR LIGHT FOR BURNER LOCK-OUT
LBF	6	LAMPADA SEGNALAZIONE BASSA FIAMMA BRUCIATORE	BURNER IN LOW FLAME INDICATOR LIGHT
LEV1	6	LAMPADA SEGNALAZIONE APERTURA [EV1]	INDICATOR LIGHT FOR OPENING OF ELECTRO-VALVE [EV1]
LEV2	6	LAMPADA SEGNALAZIONE APERTURA [EV2]	INDICATOR LIGHT FOR OPENING OF ELECTRO-VALVE [EV2]
LEVG	6	LAMPADA SEGNALAZIONE APERTURA [EVG]	INDICATOR LIGHT FOR OPENING OF ELECTRO-VALVE [EVG]
LME73.000xx + PME73.831xxBC	3	APPARECCHIATURA DI COMANDO	CONTROL SCHEME
LME73.831xxBC	3	APPARECCHIATURA DI COMANDO	CONTROL SCHEME

0	1	2	3	4	5	6	7	8	9

Sigla/Item	Foglio/Sheet	Funzione	Function
LP	3	LAMPADA SEGNALAZIONE FUNZIONAMENTO POMPA	INDICATOR LIGHT FOR PUMP OPERATION
LPGMIN	5	LAMPADA SEGNALAZIONE PRESENZA GAS IN RETE	INDICATOR LIGHT FOR PRESENCE OF GAS IN THE NETWORK
LT	3	LAMPADA SEGNALAZIONE BLOCCO TERMICO MOTORE VENTILATORE	INDICATOR LIGHT FOR FAN MOTOR OVERLOAD THERMAL CUTOUT
LTA	5	LAMPADA SEGNALAZIONE TRASFORMATORE DI ACCENSIONE	IGNITION TRANSFORMER INDICATOR LIGHT
LTP	3	LAMPADA SEGNALAZIONE BLOCCO TERMICO MOTORE VENTILATORE	INDICATOR LIGHT FOR FAN MOTOR OVERLOAD THERMAL CUTOUT
MB-DLE..Sx2	6	GRUPPO VALVOLE GAS	GAS VALVES GROUP
MBC..SEx2	6	GRUPPO VALVOLE GAS (ALTERNATIVO)	GAS VALVES GROUP (ALTERNATIVE)
MP	1	MOTORE POMPA GASOLIO	LIGHT OIL PUMP MOTOR
MV	1	MOTORE VENTILATORE	FAN MOTOR
PA	4	PRESSOSTATO ARIA	AIR PRESSURE SWITCH
PGCP	6	PRESSOSTATO GAS CONTROLLO PERDITE	GAS LEAKAGE PRESSURE SWITCH
PGMAX	7	PRESSOSTATO GAS DI MASSIMA PRESSIONE (OPTIONAL)	MAXIMUM PRESSURE GAS SWITCH (OPTIONAL)
PGMIN	5	PRESSOSTATO GAS DI MINIMA PRESSIONE	MINIMUM GAS PRESSURE SWITCH
POMAX	4	PRESSOSTATO DI MASSIMA PRESSIONE OLIO (OPTIONAL)	MAXIMUM OIL PRESSURE SWITCH (OPTIONAL)
PS	4	PULSANTE SBLOCCO FIAMMA	FLAME UNLOCK BUTTON
PT100	9	SONDA DI TEMPERATURA	TEMPERATURE PROBE
RWF40.0xx	8	REGOLATORE MODULANTE	BURNER MODULATOR
RWF50.2x	8	REGOLATORE MODULANTE	BURNER MODULATOR
RWF55.5x	8	REGOLATORE MODULANTE (ALTERNATIVO)	BURNER MODULATOR (ALTERNATIVE)
SD-PRESS	9	SONDA DI PRESSIONE	PRESSURE PROBE
SD-TEMP.	9	SONDA DI TEMPERATURA	TEMPERATURE PROBE
SD - 0÷10V	9	TRASDUTTORE USCITA IN TENSIONE	TRANSDUCER VOLTAGE OUTPUT
SD - 4÷20mA	9	TRASDUTTORE USCITA IN CORRENTE	TRANSDUCER CURRENT OUTPUT
SQM40.265Axx CDV	7	SERVOCOMANDO SERRANDA ARIA	AIR DAMPER ACTUATOR
ST	5	SERIE TERMOSTATI/PRESSOSTATI	SERIES OF THERMOSTATS OR PRESSURE SWITCHES
TA	5	TRASFORMATORE DI ACCENSIONE	IGNITION TRANSFORMER
TAB	5	TERMOSTATO/PRESSOSTATO ALTA-BASSA FIAMMA	HIGH-LOW THERMOSTAT/PRESSURE SWITCHES
TC	9	TERMOCOPPIA	THERMOCOUPLE
TP	1	TERMICO MOTORE POMPA	PUMP MOTOR THERMAL
TV	1	TERMICO MOTORE VENTILATORE	FAN MOTOR THERMAL
UV	7	SONDA UV RILEVAZIONE FIAMMA	UV FLAME DETECTOR

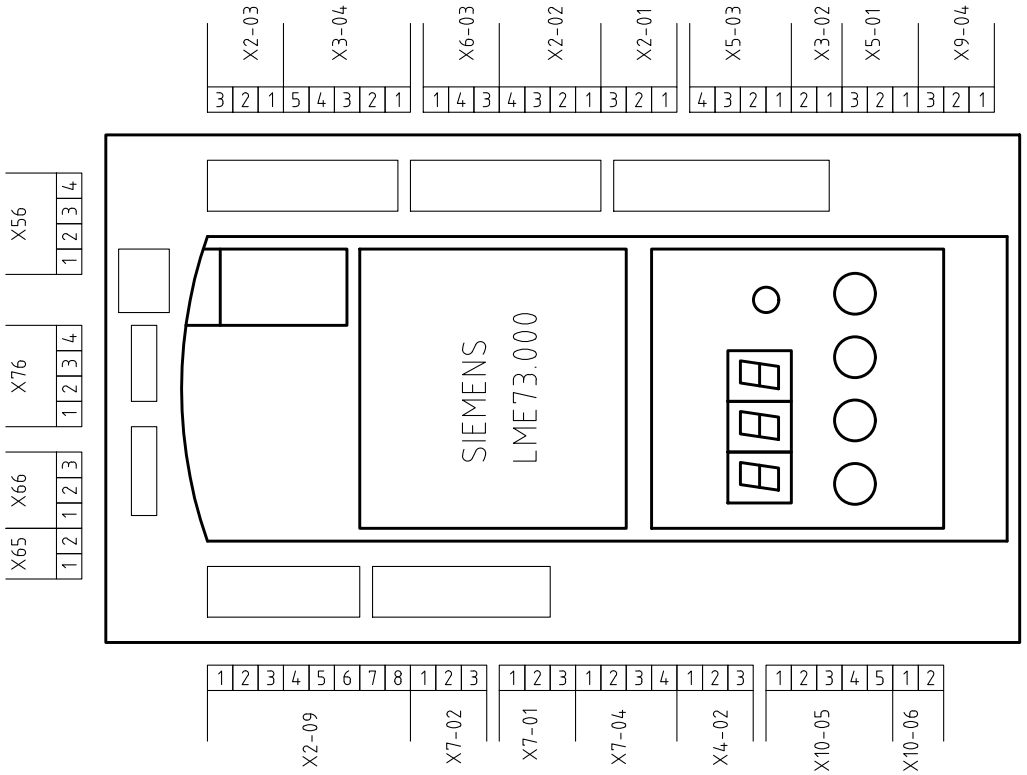

VISTA LATO COMPONENTI

COMPONENTS SIDE VIEW

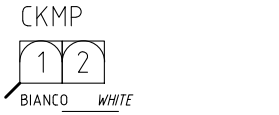

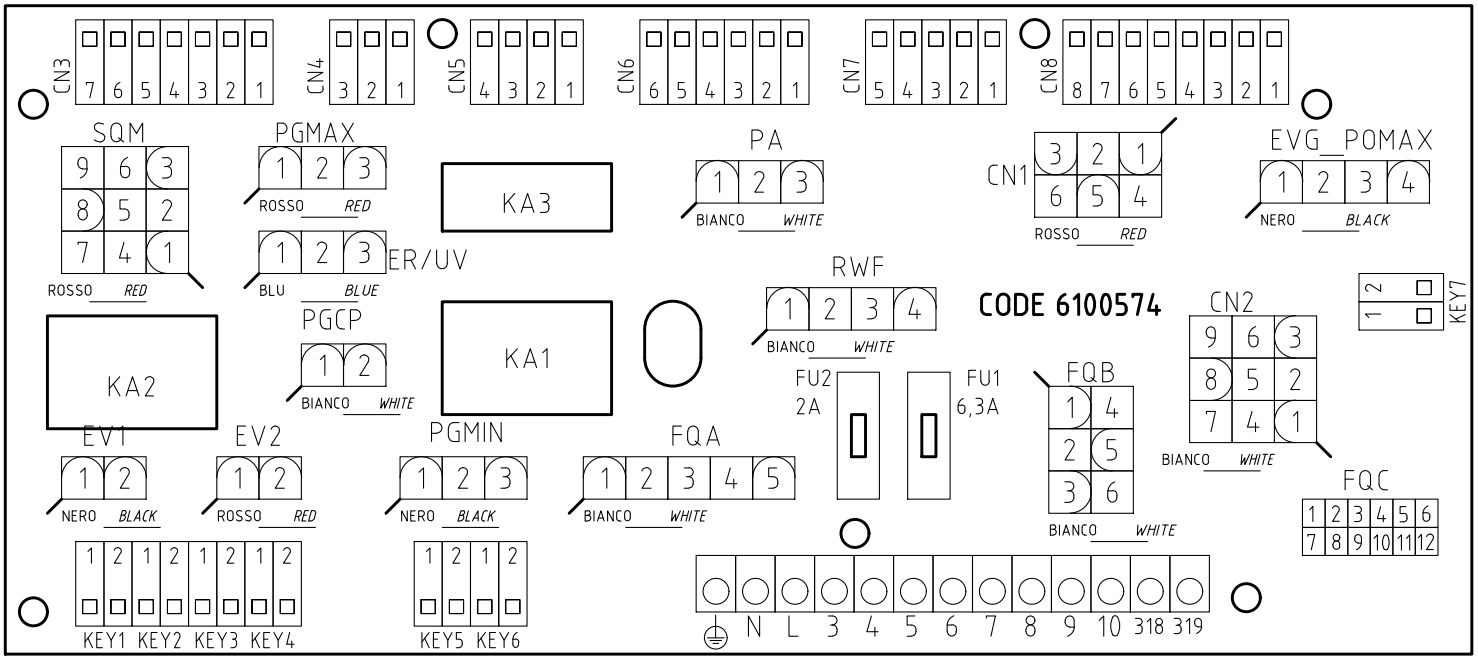

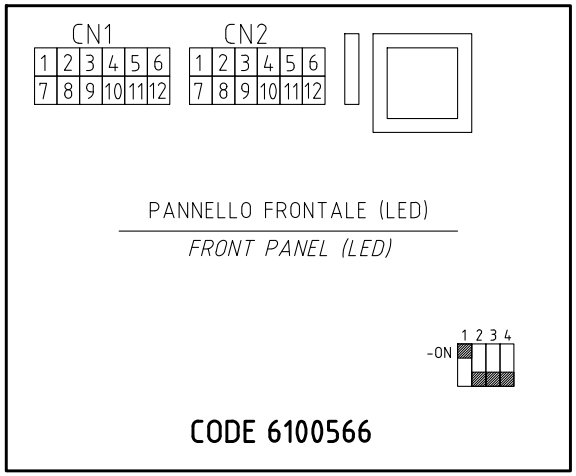

Data 25/05/2015		PREC.	FOGLIO
Revisione 01		15	16
Dis. N. 11 – 0487		SEGUE	TOTALE
		/	16