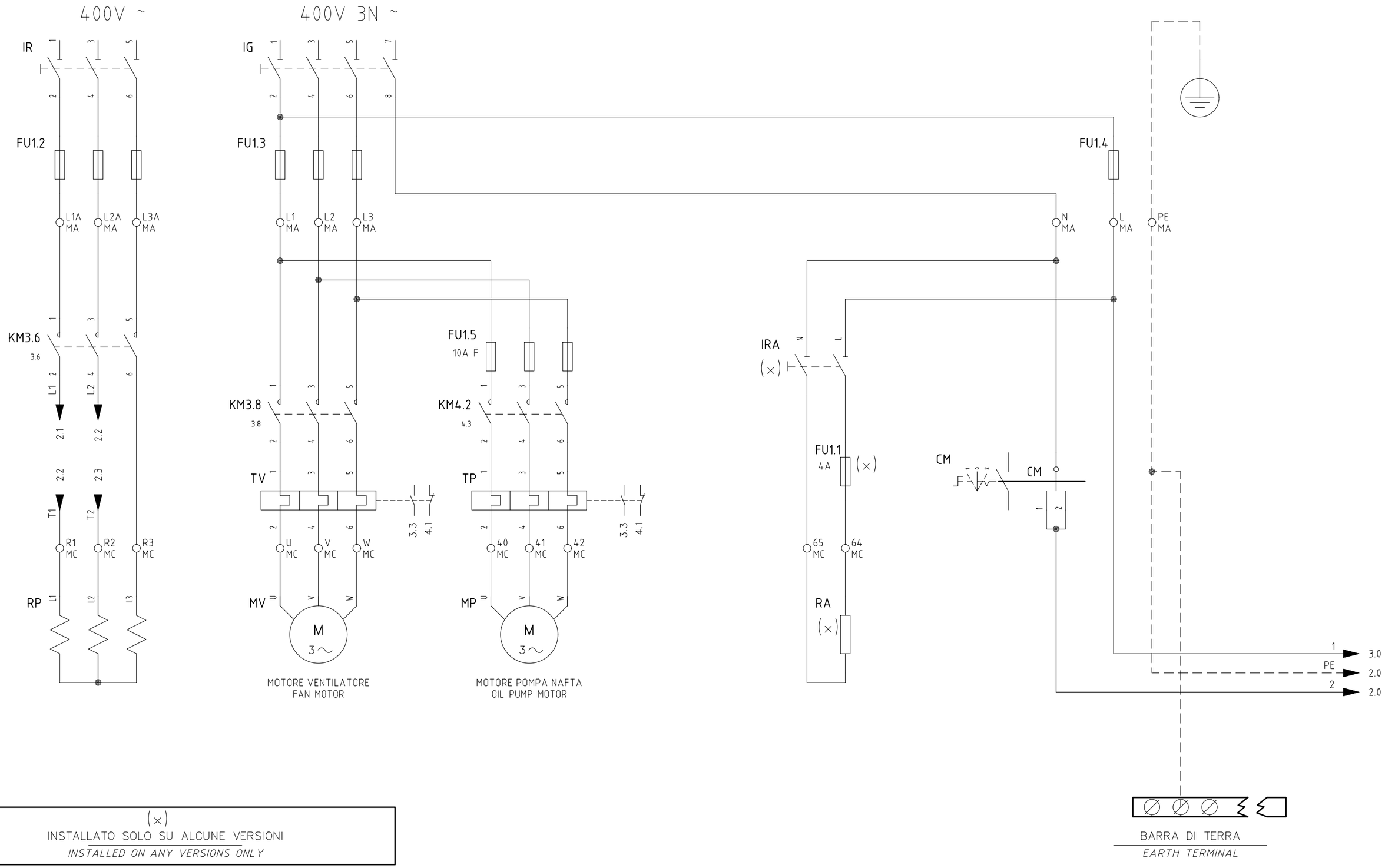

(x)
INSTALLATO SOLO SU ALCUNE VERSIONI
INSTALLED ON ANY VERSIONS ONLY

REV.	MODIFICA	DATA	FIRME
01	ADDED "RWF55" AND "KM3" REGULATOR	06/11/14	U. PINTON

UNIGAS

Impianto
TIPO/TYPE KP60/.../KP93A – KR512A
MODELLO Mx.MD.x.xx.A.x.xx

Descrizione
CON MULTI–TERMOSTATO MCX06C
WITH MCX06C MULTI–THERMOSTAT

Ordine

Commessa

Esecutore: U. PINTON

Data Controllato: 06/11/2014

Controllato: E. CAVALLI

Data: 12/07/2013

Revisione: 01

Dis. N. 05 – 1001

PREC.: /

FOGLIO: 1

SEGUE: 2

TOTALE: 11

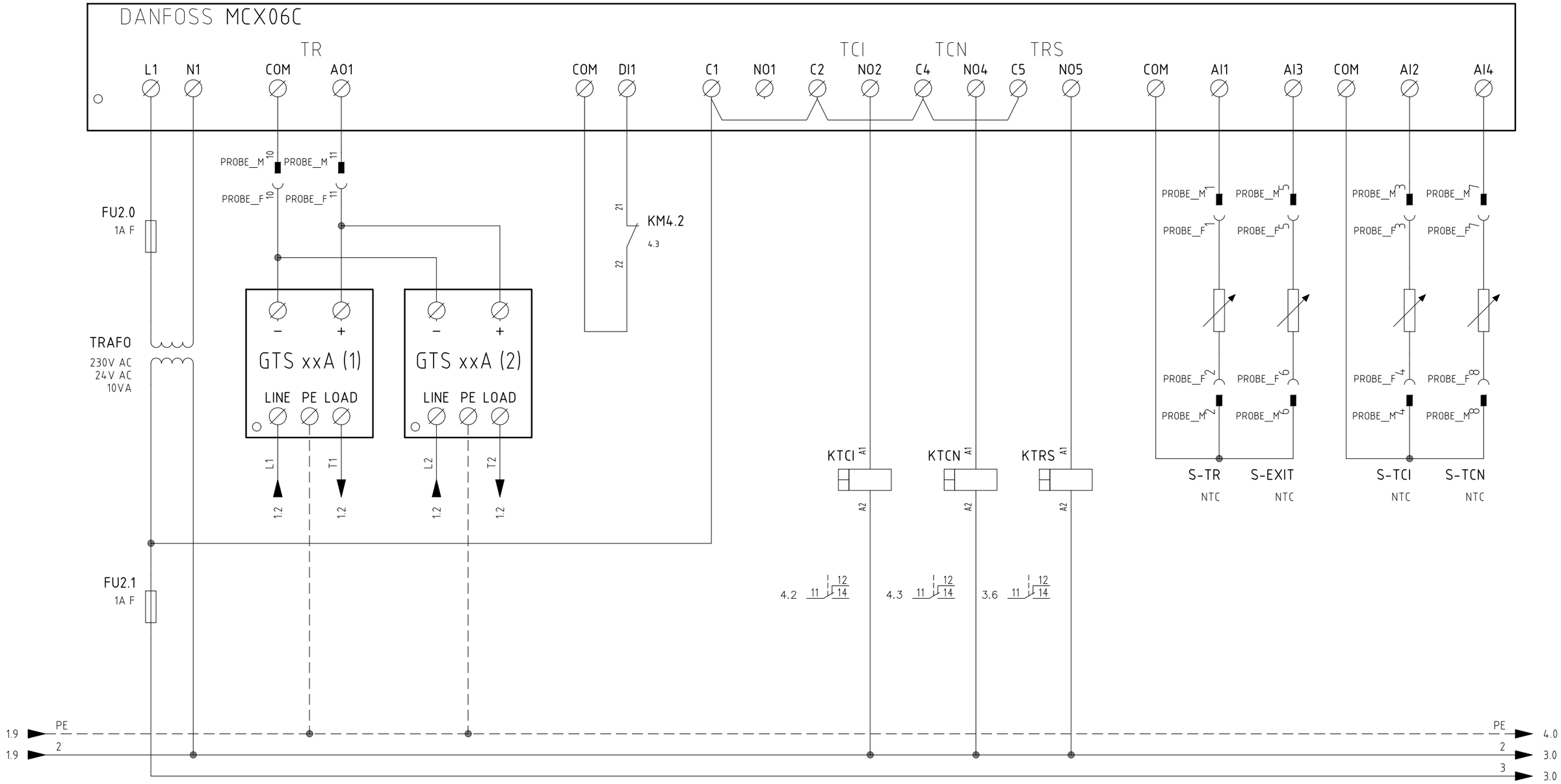

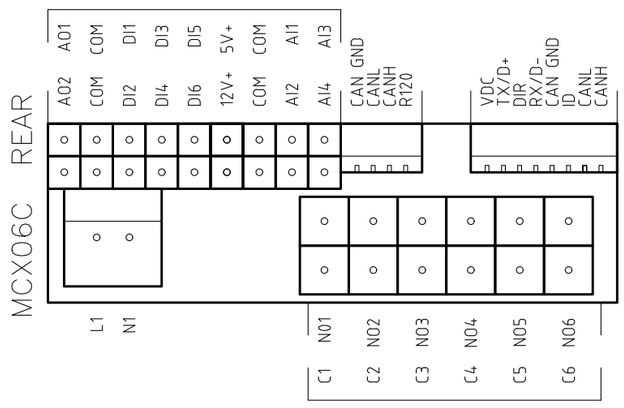

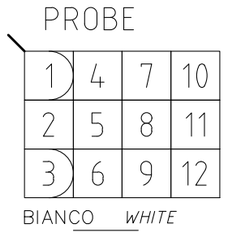

VISTA LATO COMPONENTI (SONDE)
COMPONENTS SIDE VIEW (PROBE)

Data 12/07/2013		PREC.	FOGLIO
Revisione 01		1	2
Dis. N. 05 – 1001		SEGUE	TOTALE
		3	11

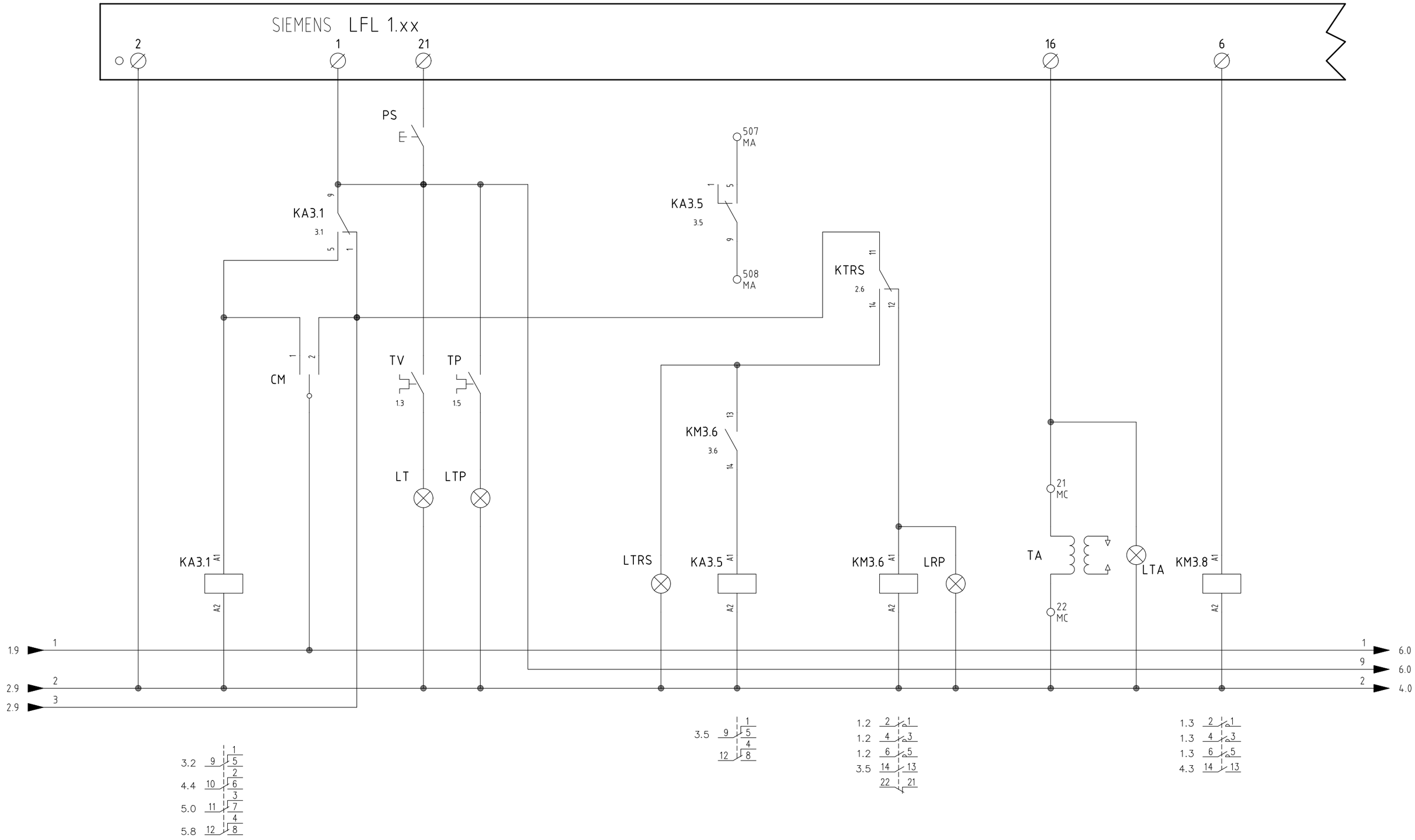

Data 12/07/2013		PREC.	FOGLIO
Revisione 01		2	3
Dis. N. 05 – 1001		SEGUE	TOTALE
		4	11

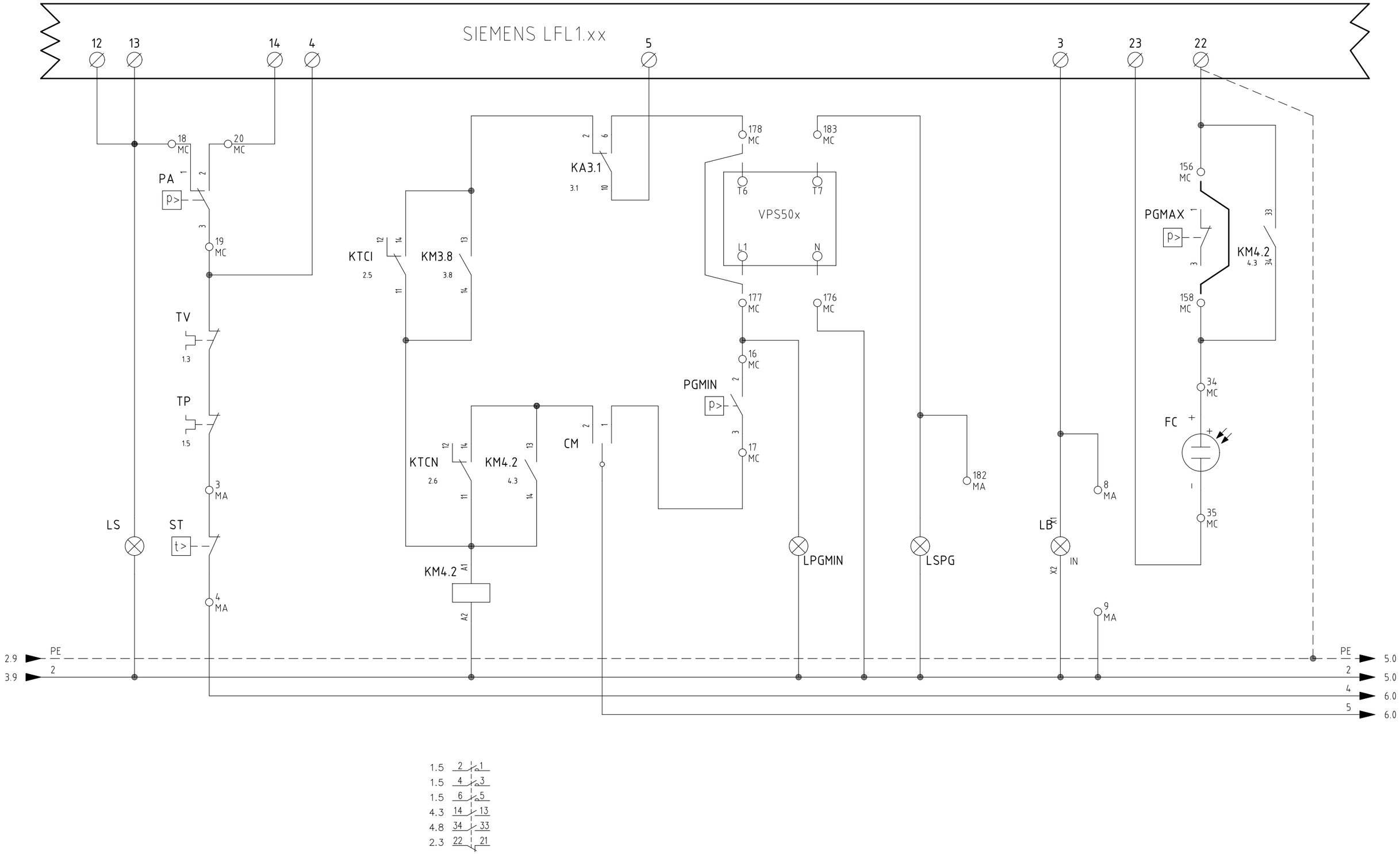

Data 12/07/2013		PREC.	FOGLIO
Revisione 01		3	4
Dis. N. 05 – 1001		SEGUE	TOTALE
		5	11

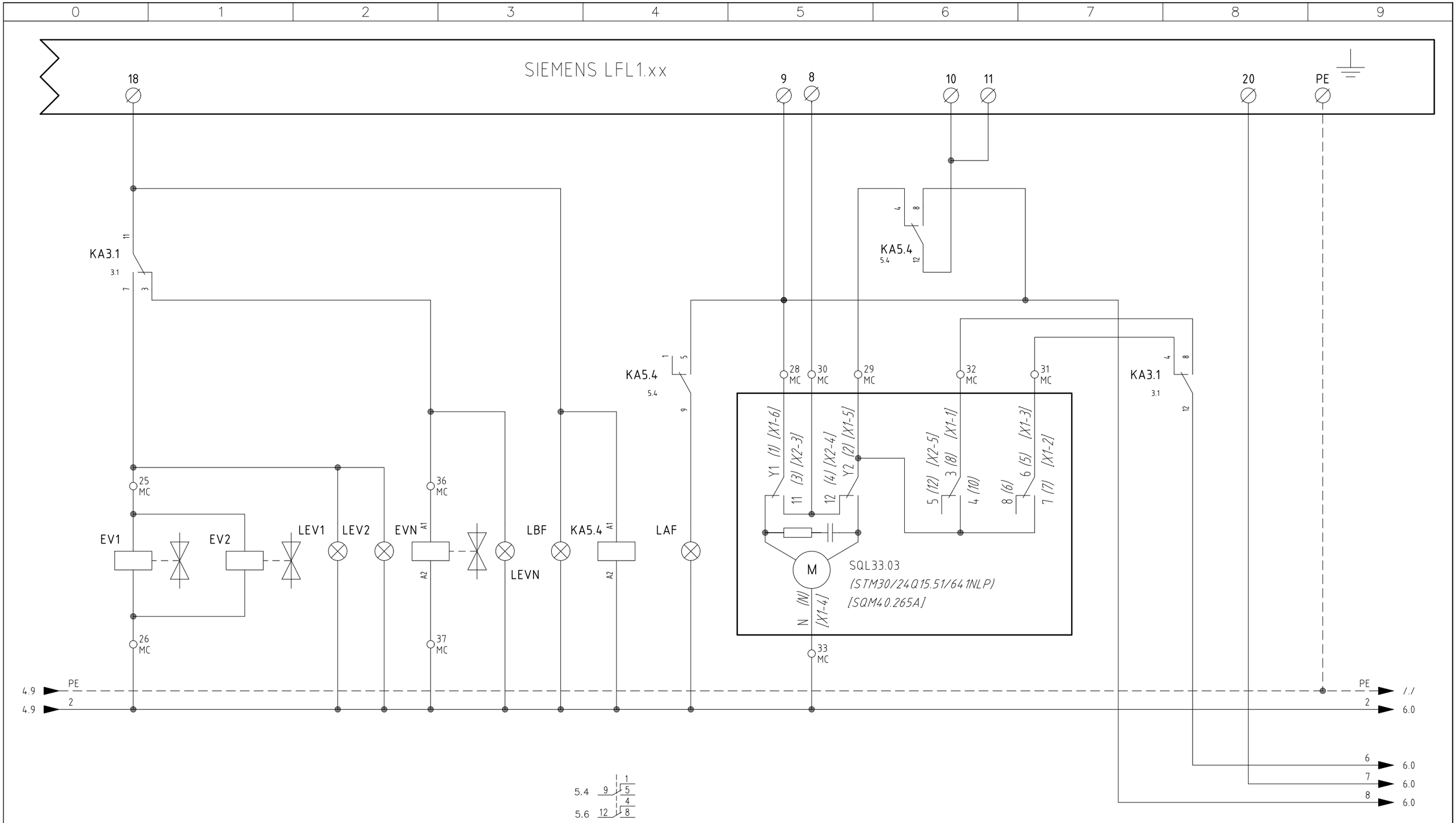

Data	12/07/2013	PREC.	FOGLIO
Revisione	01	4	5
Dis. N.	05 – 1001	SEGUE	TOTALE
		6	11

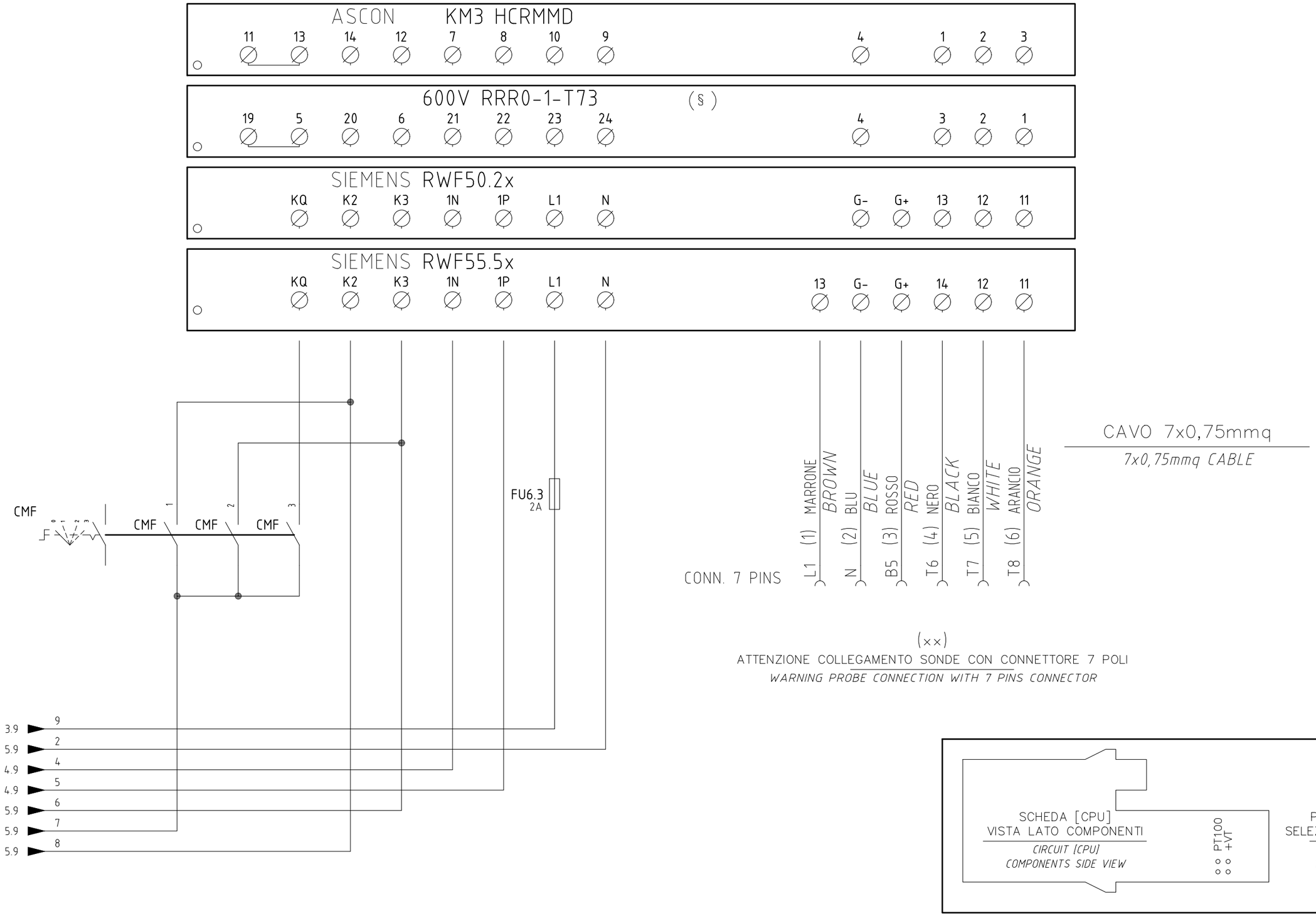

(xx)
ATTENZIONE COLLEGAMENTO SONDE CON CONNETTORE 7 POLI
WARNING PROBE CONNECTION WITH 7 PINS CONNECTOR

§
VERSIONE (PR) / VERSIONE (MD) CON RWF.. / 600V / KM3
(PR) VERSION / (MD) VERSION WITH RWF.. / 600V / KM3

Data 12/07/2013		PREC.	FOGLIO
Revisione 01		5	6
Dis. N. 05 – 1001		SEGUE	TOTALE
		7	11

(xx)
ATTENZIONE COLLEGAMENTO SONDE CON CONNETTORE 7 POLI
WARNING PROBE CONNECTION WITH 7 PINS CONNECTOR

KM3 HCRMMD

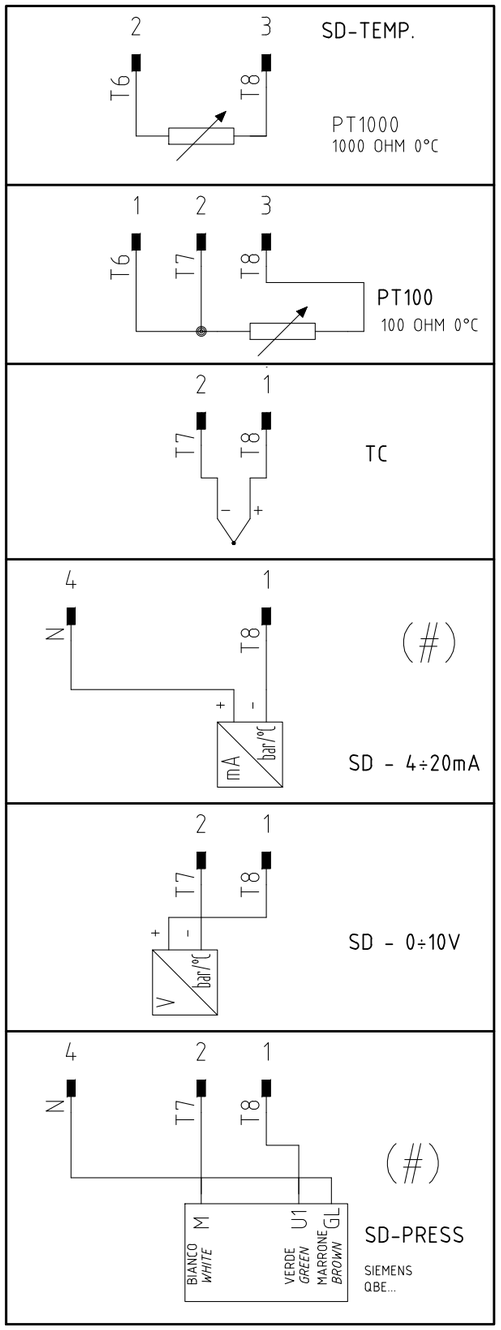

600V RRR0-1-T73

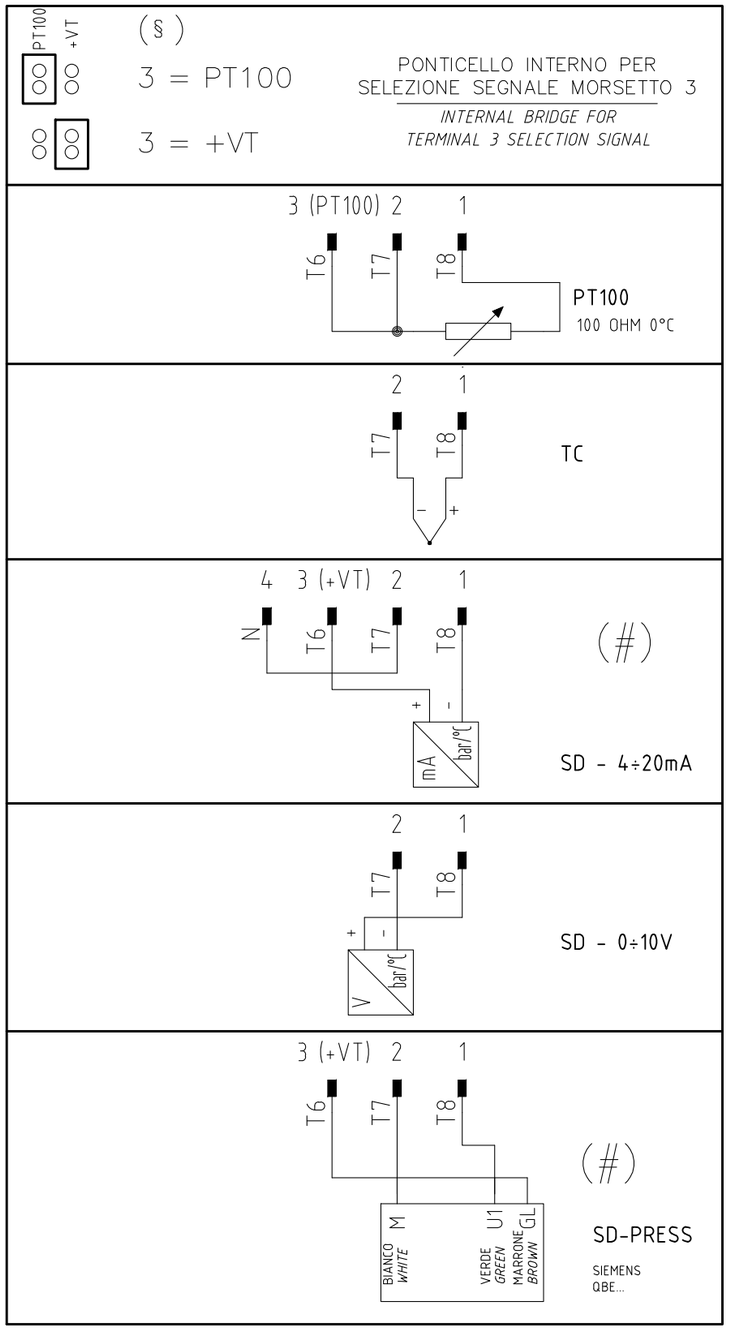

RWF55.5x

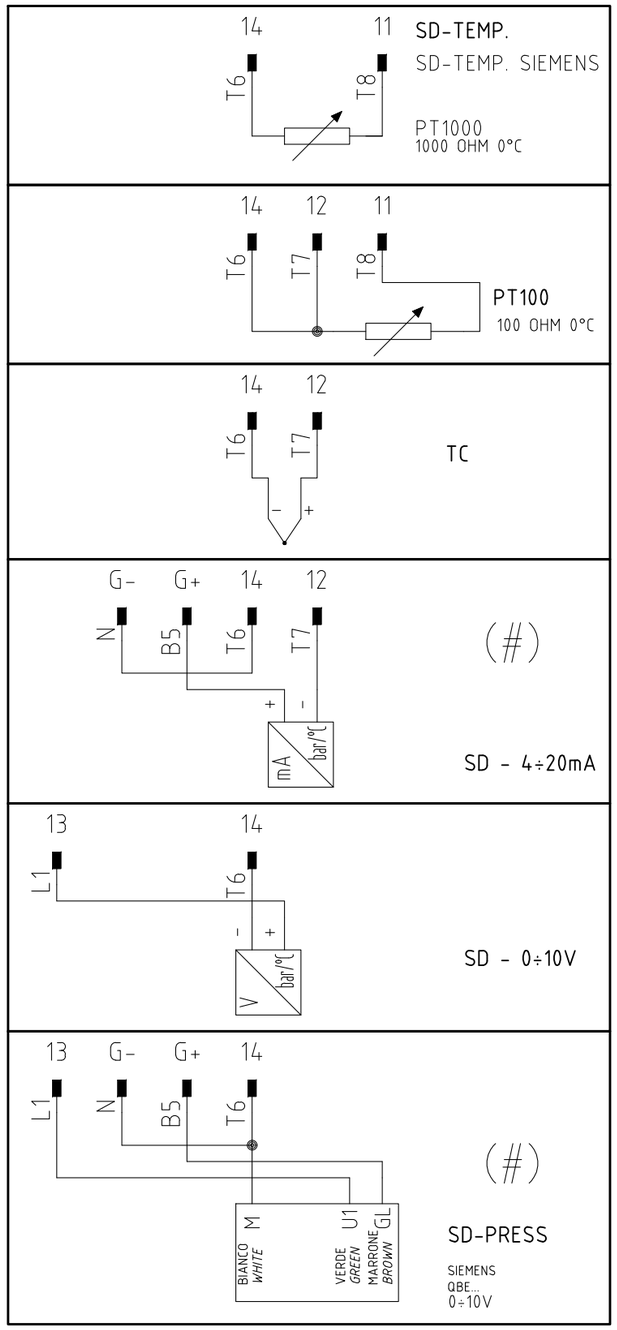

RWF50.2x

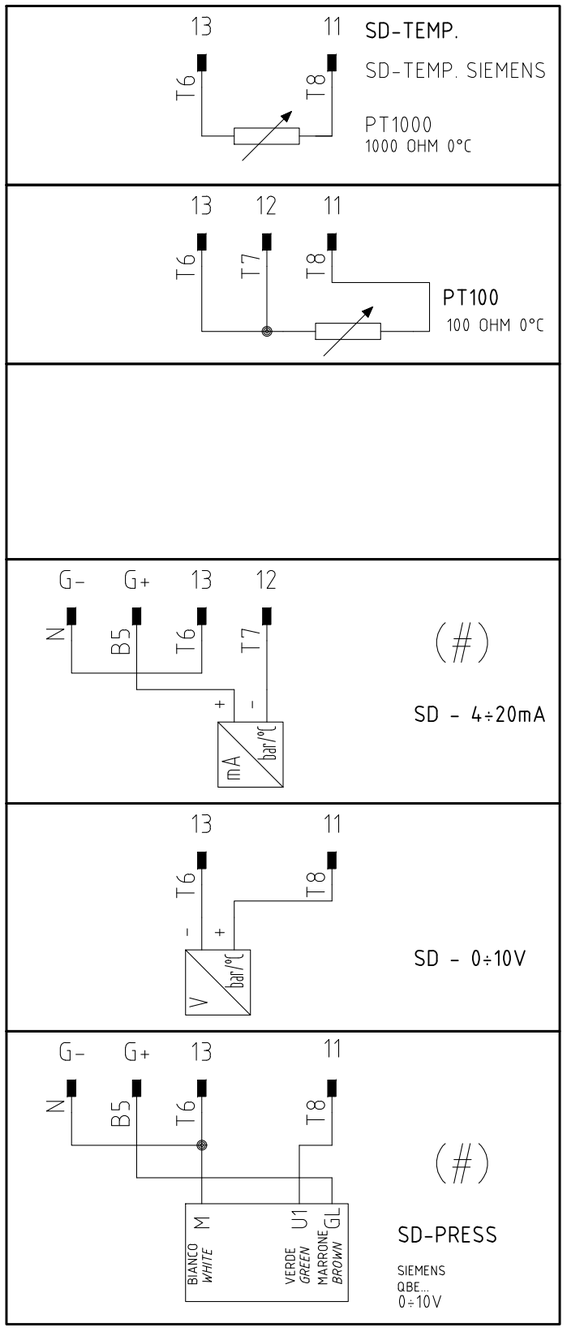

(#)
COLLEGAMENTO SOLO PER
TRASDUTTORI PASSIVI
TRASDUCER PASSIVE
CONNECTION ONLY

Data	12/07/2013	PREC.	FOGLIO
Revisione	01	6	7
Dis. N.	05 – 1001	SEGUE	TOTALE
		8	11

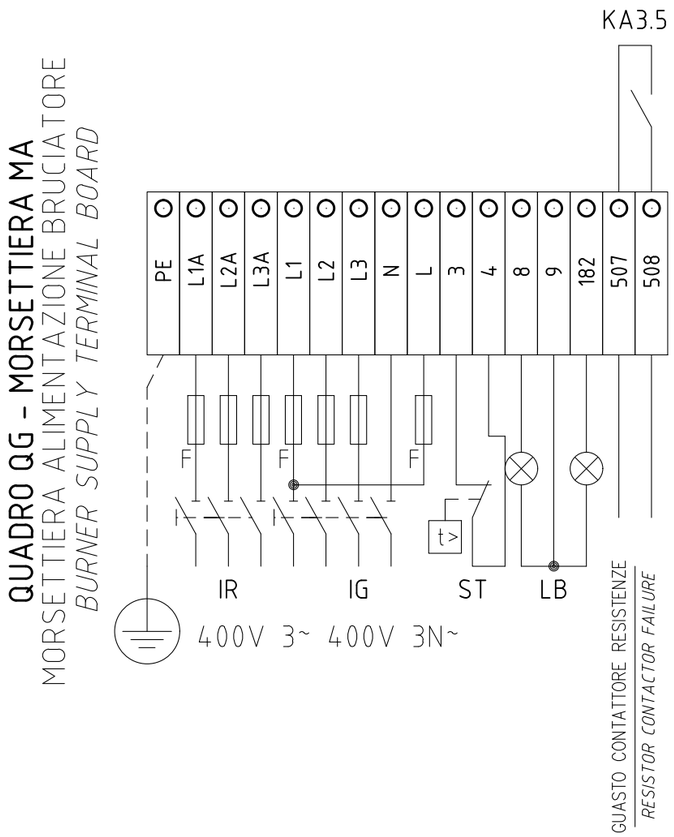

(x)
INSTALLATO SOLO SU ALCUNE VERSIONI
INSTALLED ON ANY VERSIONS ONLY

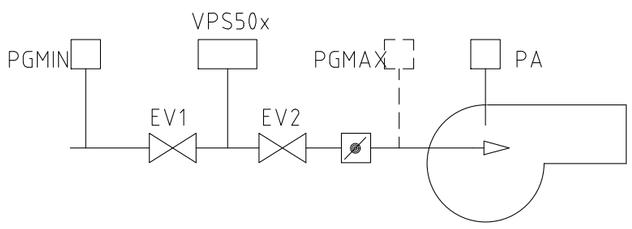

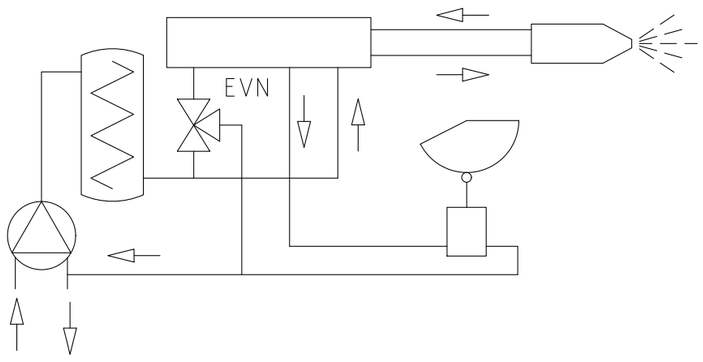

Data 12/07/2013		PREC.	FOGLIO
Revisione 01		7	8
Dis. N. 05 – 1001		SEGUE	TOTALE
		9	11

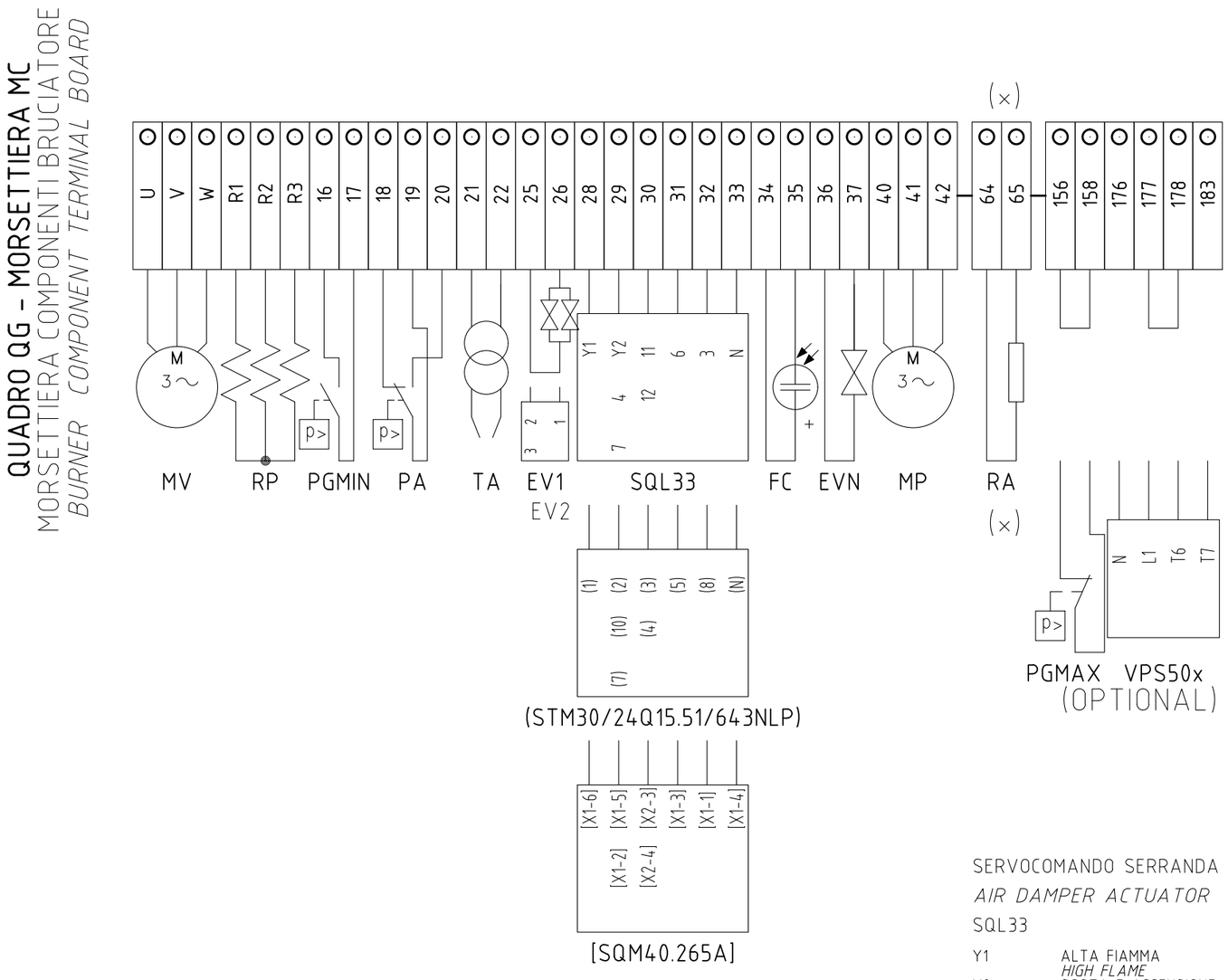

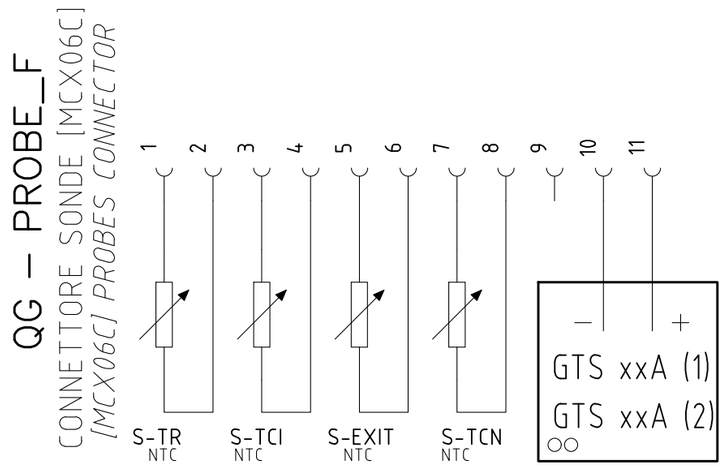

SERVOCOMANDO SERRANDA ARIA
AIR DAMPER ACTUATOR
SQL33

Y1	ALTA FIAMMA *HIGH FLAME*
Y2	SOSTA E ACCENSIONE *STAND-BY AND IGNITION*
3	BASSA FIAMMA GAS *GAS LOW FLAME*
6	BASSA FIAMMA NAFTA *OIL LOW FLAME*

SERVOCOMANDO SERRANDA ARIA (ALTERNATIVO)
AIR DAMPER ACTUATOR (ALTERNATIVE)
[SQM40.265A]

I	ALTA FIAMMA *HIGH FLAME*
II	SOSTA E ACCENSIONE *STAND-BY AND IGNITION*
III	BASSA FIAMMA GAS *GAS LOW FLAME*
IV	BASSA FIAMMA NAFTA *OIL LOW FLAME*

SERVOCOMANDO SERRANDA ARIA (ALTERNATIVO)
AIR DAMPER ACTUATOR (ALTERNATIVE)
(STM30/24Q15.51/641NLP)

I	ALTA FIAMMA *HIGH FLAME*
II	SOSTA E ACCENSIONE *STAND-BY AND IGNITION*
III	BASSA FIAMMA GAS *GAS LOW FLAME*
V	BASSA FIAMMA NAFTA *OIL LOW FLAME*

(x)
INSTALLATO SOLO SU ALCUNE VERSIONI
INSTALLED ON ANY VERSIONS ONLY

Data	12/07/2013	PREC.	FOGLIO
Revisione	01	8	9
Dis. N.	05 – 1001	SEGUE	TOTALE
		10	11

	Sigla/Item	Foglio/Sheet	Funzione	Function
	600V RRR0-1-T73	6	REGOLATORE MODULANTE (ALTERNATIVO)	BURNER MODULATOR (ALTERNATIVE)
	(STM30/24Q15.51/641NLP)	5	SERVOCOMANDO SERRANDA ARIA (ALTERNATIVO)	AIR DAMPER ACTUATOR (ALTERNATIVE)
	CM	1	COMMUTATORE FUNZIONAMENTO 1)GAS 0)SPENTO 2)NAFTA	MANUAL OPERATION SWITCH 1)GAS 0)SPENTO 2)OIL
	CMF	6	COMMUT. MANUALE FUNZ. 0)FERMO 1)ALTA FIAMMA 2)BASSA FIAMMA 3)AUTOMATICO	MANUAL SWITCH 0)OFF 1)HIGH FLAME 2)LOW FLAME 3)AUTOMATIC
	EV1	5	ELETTROVALVOLA GAS LATO RETE (O GRUPPO VALVOLE)	UPSTREAM GAS SOLENOID VALVE (OR VALVES GROUP)
	EV2	5	ELETTROVALVOLA GAS LATO BRUCIATORE (O GRUPPO VALVOLE)	DOWNSTREAM GAS SOLENOID VALVE (OR VALVES GROUP)
	EVN	5	ELETTROVALVOLA NAFTA	OIL SOLENOID VALVE
	FC	4	SONDA UV RILEVAZIONE FIAMMA	UV FLAME DETECTOR
(x)	FU1.1	1	FUSIBILE RESISTENZE AUSILIARIE	AUXILIARY HEATERS FUSE
	FU1.2	1	FUSIBILI DI LINEA	LINE FUSES
	FU1.3	1	FUSIBILI DI LINEA	LINE FUSES
	FU1.4	1	FUSIBILE DI LINEA	LINE FUSE
	FU1.5	1	FUSIBILI LINEA POMPA	PUMP LINE FUSES
	FU2.0	2	FUSIBILE AUSILIARIO	AUXILIARY FUSE
	FU2.1	2	FUSIBILE AUSILIARIO	AUXILIARY FUSE
	FU6.3	6	FUSIBILE	FUSE
	GTS xxA (1)	2	TIRISTORE	THYRISTOR
	GTS xxA (2)	2	TIRISTORE	THYRISTOR
	IG	1	INTERRUTTORE GENERALE	MAINS SWITCH
	IR	1	INTERRUTTORE LINEA RESISTENZE PRERISCALDATORE	PRE-HEATING RESISTOR LINE SWITCH
(x)	IRA	1	INTERRUTTORE RESISTENZE AUSILIARIE	AUXILIARY HEATERS SWITCH
	KA3.1	3	RELE'' AUSILIARIO	AUXILIARY RELAY
	KA3.5	3	RELE'' AUSILIARIO SEGNALAZIONE GUASTO CONTATTORE RESISTENZE	AUXILIARY RELAY FOR RESISTOR CONTACTOR FAILURE
	KA5.4	5	RELE'' AUSILIARIO	AUXILIARY RELAY
	KM3.6	3	CONTATTORE RESISTENZE PRERISCALDATORE [RP]	PRE-HEATING RESISTOR [RP] CONTACTOR
	KM3.8	3	CONTATTORE MOTORE VENTILATORE	FAN MOTOR CONTACTOR
	KM3 HCRMMD	6	REGOLATORE MODULANTE (ALTERNATIVO)	BURNER MODULATOR (ALTERNATIVE)
	KM4.2	4	CONTATTORE MOTORE POMPA NAFTA	OIL PUMP MOTOR CONTACTOR
	KTCI	2	RELE'' AUSILIARIO	AUXILIARY RELAY
	KTCN	2	RELE'' AUSILIARIO	AUXILIARY RELAY
	KTRS	2	RELE'' AUSILIARIO	AUXILIARY RELAY
	LAF	5	LAMPADA SEGNALAZIONE ALTA FIAMMA BRUCIATORE	BURNER IN HIGH FLAME INDICATOR LIGHT
	LB	4	LAMPADA SEGNALAZIONE BLOCCO BRUCIATORE	INDICATOR LIGHT FOR BURNER LOCK-OUT
	LBF	5	LAMPADA SEGNALAZIONE BASSA FIAMMA BRUCIATORE	BURNER IN LOW FLAME INDICATOR LIGHT
	LEV1	5	LAMPADA SEGNALAZIONE APERTURA [EV1]	INDICATOR LIGHT FOR OPENING OF ELECTRO-VALVE [EV1]
	LEV2	5	LAMPADA SEGNALAZIONE APERTURA [EV2]	INDICATOR LIGHT FOR OPENING OF ELECTRO-VALVE [EV2]
	LEVN	5	LAMPADA SEGNALAZIONE APERTURA [EVN]	INDICATOR LIGHT FOR OPENING OF ELECTRO-VALVE [EVN]
	LFL 1.xx	3	APPARECCHIATURA CONTROLLO FIAMMA	CONTROL BOX

(x)
INSTALLATO SOLO SU ALCUNE VERSIONI
INSTALLED ON ANY VERSIONS ONLY

Data 12/07/2013		PREC.	FOGLIO
Revisione 01		9	10
Dis. N. 05 – 1001		SEGUE	TOTALE
		11	11

	Sigla/Item	Foglio/Sheet	Funzione	Function
	LPGMIN	4	LAMPADA SEGNALAZIONE PRESENZA GAS IN RETE	INDICATOR LIGHT FOR PRESENCE OF GAS IN THE NETWORK
	LRP	3	LAMPADA SEGNALAZIONE FUNZIONAMENTO PRERISCALDATORE [RP]	INDICATOR LIGHT FOR PRE-HEATING RESISTOR [RP] OPERATION
	LS	4	LAMPADA SEGNALAZIONE SOSTA BRUCIATORE	INDICATOR LIGHT FOR BURNER STAND-BY
	LSPG	4	LAMPADA SEGNALAZIONE BLOCCO CONTROLLO TENUTA VALVOLE	INDICATOR LIGHT FOR LEAKAGE OF VALVES
	LT	3	LAMPADA SEGNALAZIONE BLOCCO TERMICO MOTORE VENTILATORE	INDICATOR LIGHT FOR FAN MOTOR OVERLOAD THERMAL CUTOUT
	LTA	3	LAMPADA SEGNALAZIONE TRASFORMATORE DI ACCENSIONE	IGNITION TRANSFORMER INDICATOR LIGHT
	LTP	3	LAMPADA SEGNALAZIONE BLOCCO TERMICO MOTORE POMPA	INDICATOR LIGHT FOR PUMP MOTOR OVERLOAD THERMAL CUTOUT
	LTRS	3	LAMPADA SEGNALAZIONE BLOCCO TERMOSTATO DI SICUREZZA [TRS]	INDICATOR LIGHT FOR [TRS] SAFETY THERMOSTAT
	MCX06C	2	REGOLATORE TEMPERATURE NAFTA	OIL TEMPERATURE REGULATOR
	MP	1	MOTORE POMPA NAFTA	OIL PUMP MOTOR
	MV	1	MOTORE VENTILATORE	FAN MOTOR
	PA	4	PRESSOSTATO ARIA	AIR PRESSURE SWITCH
	PGMAX	4	PRESSOSTATO GAS DI MASSIMA PRESSIONE (OPTIONAL)	MAXIMUM PRESSURE GAS SWITCH (OPTIONAL)
	PGMIN	4	PRESSOSTATO GAS DI MINIMA PRESSIONE	MINIMUM GAS PRESSURE SWITCH
	PS	3	PULSANTE SBLOCCO FIAMMA	FLAME UNLOCK BUTTON
	PT100	7	SONDA DI TEMPERATURA	TEMPERATURE PROBE
(x)	RA	1	RESISTENZE AUSILIARIE	AUXILIARY HEATERS
	RP	1	RESISTENZE PRERISCALDATORE NAFTA	PRE-HEATING TANK RESISTORS
	RWF50.2x	6	REGOLATORE MODULANTE	BURNER MODULATOR
	RWF55.5x	6	REGOLATORE MODULANTE (ALTERNATIVO)	BURNER MODULATOR (ALTERNATIVE)
	S-EXIT	2	SONDA TEMPERATURA USCITA BARILOTTO	TANK OUTLET OIL TEMPERATURE PROBE
	S-TCI	2	SONDA TEMPERATURA CONSENSO IMPIANTO	PLANT CONSENT TEMPERATURE PROBE
	S-TCN	2	SONDA TEMPERATURA CONSENSO NAFTA	OIL CONSENT TEMPERATURE PROBE
	S-TR	2	SONDA TEMPERATURA RESISTENZE	RESISTOR TEMPERATURE PROBE
	SD-PRESS	7	SONDA DI PRESSIONE	PRESSURE PROBE
	SD-TEMP.	7	SONDA DI TEMPERATURA	TEMPERATURE PROBE
	SD - 0÷10V	7	TRASDUTTORE USCITA IN TENSIONE	TRANSDUCER VOLTAGE OUTPUT
	SD - 4÷20mA	7	TRASDUTTORE USCITA IN CORRENTE	TRANSDUCER CURRENT OUTPUT
	SQL33.03	5	SERVOCOMANDO SERRANDA ARIA	AIR DAMPER ACTUATOR
	ST	4	SERIE TERMOSTATI/PRESSOSTATI	SERIES OF THERMOSTATS OR PRESSURE SWITCHES
	TA	3	TRASFORMATORE DI ACCENSIONE	IGNITION TRANSFORMER
	TC	7	TERMOCOPPIA	THERMOCOUPLE
	TP	1	TERMICO MOTORE POMPA	PUMP MOTOR THERMAL
	TRAFO	2	TRASFORMATORE AUSILIARIO	AUXILIARY TRANSFORMER
	TV	1	TERMICO MOTORE VENTILATORE	FAN MOTOR THERMAL
	VPS50x	4	CONTROLLO DI TENUTA VALVOLE GAS (OPTIONAL)	GAS PROVING SYSTEM (OPTIONAL)
	[SQM40.265A]	5	SERVOCOMANDO SERRANDA ARIA (ALTERNATIVO)	AIR DAMPER ACTUATOR (ALTERNATIVE)

(x)
INSTALLATO SOLO SU ALCUNE VERSIONI
INSTALLED ON ANY VERSIONS ONLY

Data 12/07/2013		PREC.	FOGLIO
Revisione 01		10	11
Dis. N. 05 – 1001		SEGUE	TOTALE
		/	11