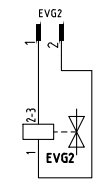
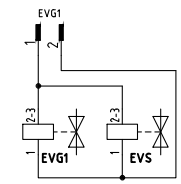
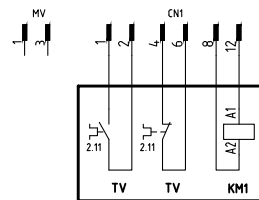
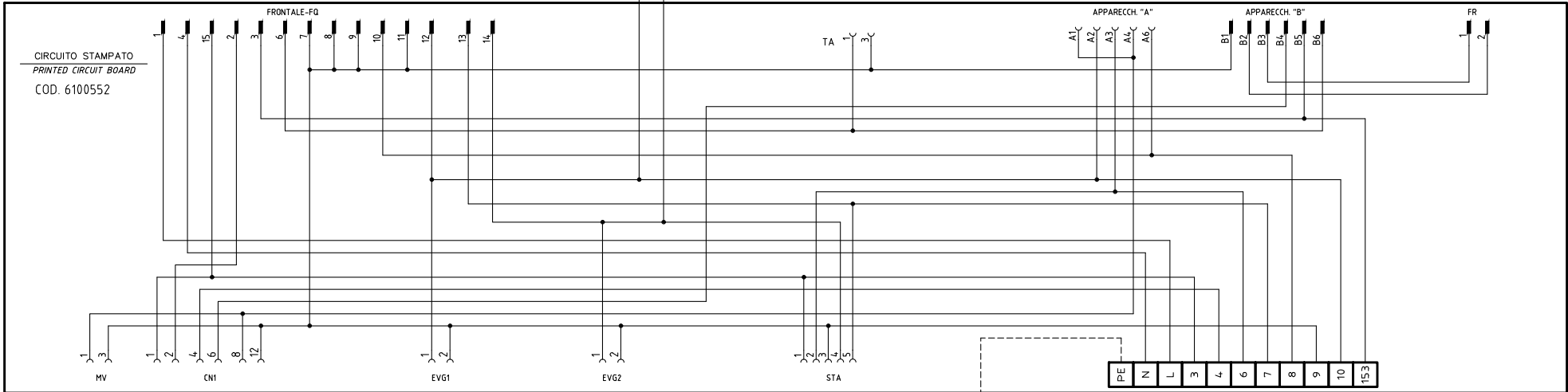
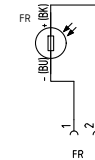
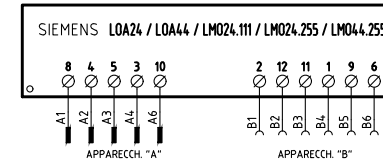
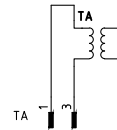
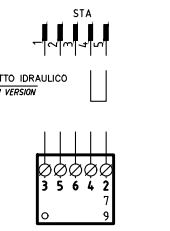


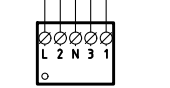
(x)
PULSANTE SBLOCCO FIAMMA (SOLO CON LOA44 - LM024-LM044)
FLAME UNLOCK BUTTON (LOA44 - LM024 - LM044 ONLY)



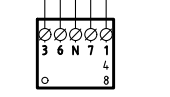
VERSIONE CON MARTINETTO IDRAULICO
WITH HYDRAULIC RAM VERSION



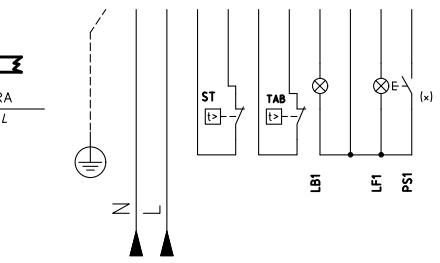
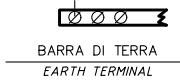
BERGER STA4.5B0.37/63N30L



BERGER STA6B2.41/62N13L




SIEMENS SQN72.2A4A20



ALIMENTAZIONE AUSILIARI BRUCIATORE
BURNER AUXILIARY SUPPLY

VEDI FOGLIO [2]
SEE SHEET [2]

04	AGGIUNTO/ADDED "EVS"	22/02/13	U. PINTON
03	AGGIUNTO/ADDED LM024.255	07/01/13	U. PINTON
02	AGGIUNTO/ADDED SQN72...	22/05/09	U. PINTON
01	EARTH TERMINAL ADDED	10/12/07	U. PINTON
REV.	MODIFICA	DATA	FIRME



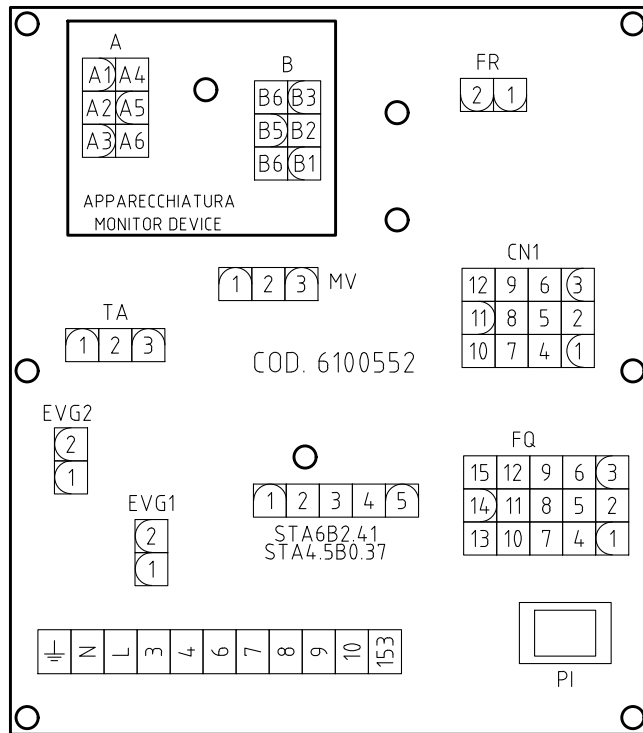
Impianto
TIPI/TYPES PG60/PG70/PG81/PG90/PG91
MODELLO G-.AB.x.xx.A.(M)
Descrizione

Ordine	
Commessa	Data Controllato 06/08/2014
Esecutore U. PINTON	Controllato E. CAVALLI

Data	10/12/2007	PREC.	FOGLIO
Revisione	04	/	1
Dis. N.	18 - 141	SEGUE	TOTALE
		2	2

SIGLA/ITEM	DESCRIZIONE	DESCRIPTION
BERGER STA4.5B0.37/63N30L	SERVOCOMANDO SERRANDA ARIA	AIR DAMPER ACTUATOR
BERGER STA6B2.41/62N13L	SERVOCOMANDO SERRANDA ARIA (ALTERNATIVO)	AIR DAMPER ACTUATOR (ALTERNATIVE)
EVG1	ELETTROVALVOLA GASOLIO 1° STADIO	LIGHT OIL SOLENOID - VALVE - 1st STAGE
EVG2	ELETTROVALVOLA GASOLIO 2° STADIO	LIGHT OIL SOLENOID VALVE - 2nd STAGE
EVS	ELETTROVALVOLA GASOLIO DI SICUREZZA	SAFETY LIGHT OIL SOLENOID VALVE
FR	FOTORESISTENZA RILEVAZIONE FIAMMA	PHOTORESISTOR FLAME DETECTOR
FU1	FUSIBILE DI LINEA	LINE FUSE
FU3	FUSIBILI LINEA MOTORE VENTILATORE	FAN MOTOR LINE FUSES
FU4	FUSIBILE DI LINEA	LINE FUSE
IB	INTERRUTTORE LINEA BRUCIATORE	BURNER LINE SWITCH
IG	INTERRUTTORE GENERALE	MAINS SWITCH
IL	INTERRUTTORE LINEA AUSILIARI	AUXILIARY LINE SWITCH
KM1	CONTATTORE MOTORE VENTILATORE	FAN MOTOR CONTACTOR
LAF	LAMPADA SEGNALE ALTA FIAMMA BRUCIATORE	BURNER IN HIGH FLAME INDICATOR LIGHT
LB	LAMPADA SEGNALE BLOCCO BRUCIATORE	INDICATOR LIGHT FOR BURNER LOCK-OUT
LB1	LAMPADA SEGNALE BLOCCO BRUCIATORE	INDICATOR LIGHT FOR BURNER LOCK-OUT
LBF	LAMPADA SEGNALE BASSA FIAMMA BRUCIATORE	BURNER IN LOW FLAME INDICATOR LIGHT

SIGLA/ITEM	DESCRIZIONE	DESCRIPTION
LEV1	LAMPADA SEGNALE APERTURA [EVG1]	INDICATOR LIGHT FOR OPENING OF ELECTRO-VALVE [EVG1]
LEV2	LAMPADA SEGNALE APERTURA [EVG2]	INDICATOR LIGHT FOR OPENING OF ELECTRO-VALVE [EVG2]
LF1	LAMPADA SEGNALE FUNZIONAMENTO BRUCIATORE	INDICATOR LIGHT BURNER OPERATION
LOA. / LMO.	APPARECCHIATURA CONTROLLO FIAMMA	CONTROL BOX
LT	LAMPADA SEGNALE BLOCCO TERMICO	INDICATOR LIGHT FOR MOTOR OVERLOAD THERMAL CUTOUT
LTA	LAMPADA SEGNALE TRASFORMATORE DI ACCENSIONE	IGNITION TRANSFORMER INDICATOR LIGHT
MV	MOTORE VENTILATORE	FAN MOTOR
PI	PULSANTE INNESCO SECONDO STADIO BRUCIATORE	1 st STAGE BURNER START BUTTON
PS	PULSANTE SBLOCCO FIAMMA	FLAME UNLOCK BUTTON
PS1	PULSANTE SBLOCCO FIAMMA	FLAME UNLOCK BUTTON
SIEMENS S0N72.2A4A20	SERVOCOMANDO SERRANDA ARIA	AIR DAMPER ACTUATOR
ST	SERIE TERMOSTATI/PRESSOSTATI	SERIES OF THERMOSTATS OR PRESSURE SWITCHES
TA	TRASFORMATORE DI ACCENSIONE	IGNITION TRANSFORMER
TAB	TERMOSTATO/PRESSOSTATO ALTA-BASSA FIAMMA	HIGH-LOW THERMOSTAT/PRESSURE SWITCHES
TS	TERMOSTATO/PRESSOSTATO DI SICUREZZA	SAFETY THERMOSTAT OR PRESSURE SWITCH
TV	TERMICO MOTORE VENTILATORE	FAN MOTOR THERMAL



SERVOCOMANDO SERRANDA ARIA
AIR DAMPER ACTUATOR
STA4.5B0.37/037/63N30L

SERVOCOMANDO SERRANDA ARIA (ALTERNATIVO)
AIR DAMPER ACTUATOR (ALTERNATIVE)
STA6B2.41/62N13L

SERVOCOMANDO SERRANDA ARIA (ALTERNATIVO)
AIR DAMPER ACTUATOR (ALTERNATIVE)
SQN72.2.A4.A20

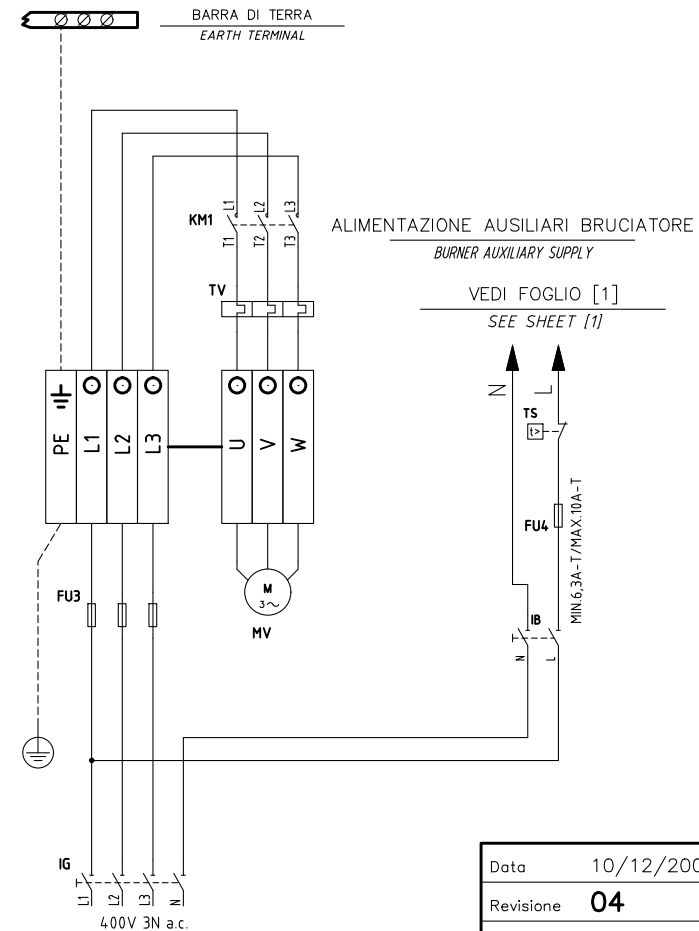
I ALTA FIAMMA
HIGH FLAME
II SOSTA, ACCENSIONE E BASSA FIAMMA
STAND-BY, IGNITION AND LOW FLAME
III APERTURA EVG2
OPEN EVG2

ST2 ALTA FIAMMA
HIGH FLAME
ST1 SOSTA, ACCENSIONE E BASSA FIAMMA
STAND-BY, IGNITION AND LOW FLAME
MV APERTURA EVG2
OPEN EVG2

I (ROSSO)
I (RED)
II (BLU)
II (BLUE)
IV (NERO)
IV (BLACK)

ALTA FIAMMA
HIGH FLAME
SOSTA, ACCENSIONE E BASSA FIAMMA
STAND-BY, IGNITION AND LOW FLAME
APERTURA EVG2
OPEN EVG2

MORSETTIERA COLLEGAMENTO LINEA E MOTORE TRIFASE
MOTOR THREE PHASES AND ELECTRIC SUPPLY CONNECTION TERMINAL BOARD



Data	10/12/2007	PREC.	FOGLIO
Revisione	04	1	2
Dis. N.	18 - 141	SEGUE	TOTALE
		/	2