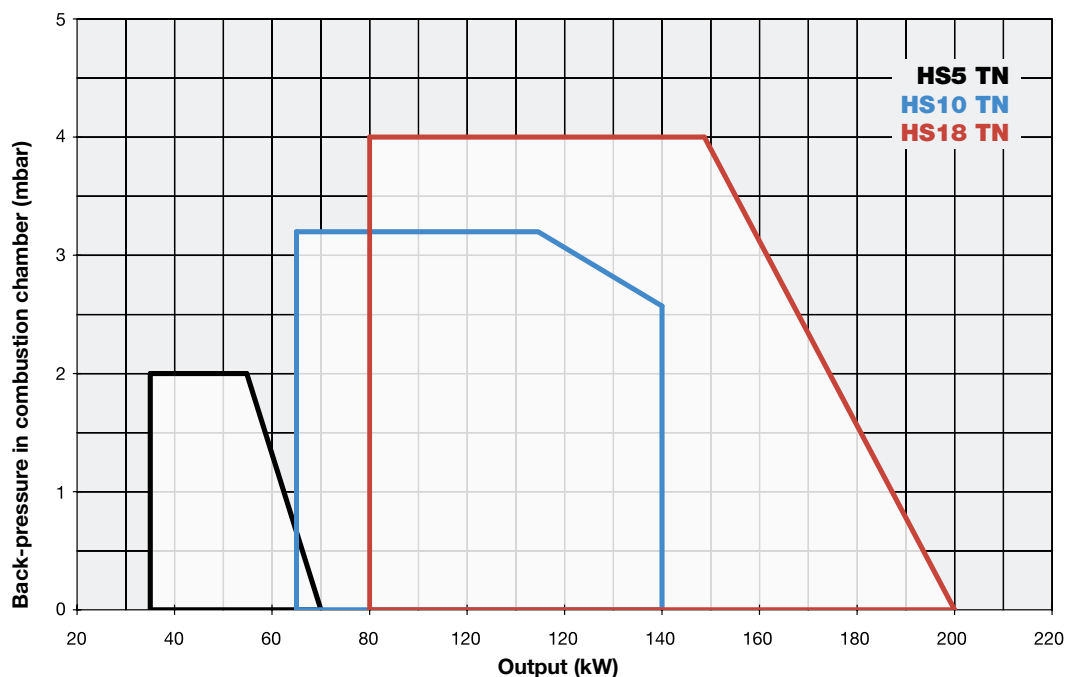


This small output series can work both with gas and light oil according to the fuel availability on the plant.

Clearly all mechanisms have been carefully studied to give the maximum efficiency and are perfectly compatible to work with gas and liquid fuels; in fact fuel change over is simply achieved by a single electrical switch which prompts the burner to carry out a controlled shutdown.

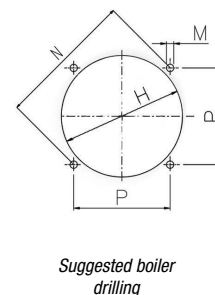
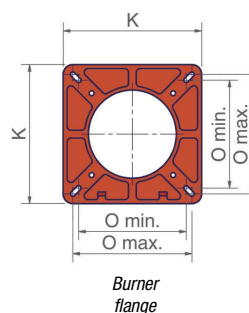
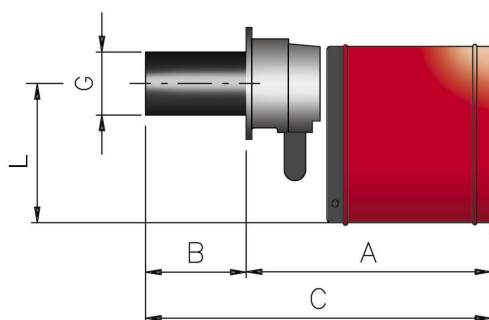
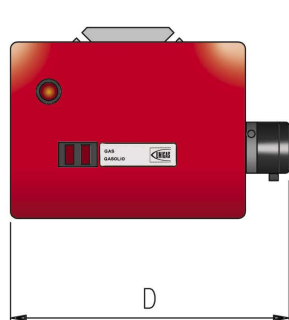
The high performance fuel pump is driven by a separate motor running only when oil firing is selected.

Moreover, thanks to its small dimensions, this series is particularly suitable to a quick maintenance. The burners' features are: an housing made in aluminium die-cast, the cover can be easily taken off, a grill on the air inlet prevents any foreign object being drawn into the fan. The combustion head can be adjusted by means of a graduated screw.



TECHNICAL DETAILS

Type	Model	Power kW		Electric power supply	Fan motor kW	Pump motor kW	Gas connections
		min.	max.				
HS5	MG.TN.x.xx.A.0.15	35	70	230 V 1N ac	0,10	0,1	1/2"
HS10	MG.TN.x.xx.A.0.20	65	140	230 V 1N ac	0,15	0,1	3/4"
HS18	MG.TN.x.xx.A.0.25	80	200	230 V 1N ac	0,15	0,1	1"

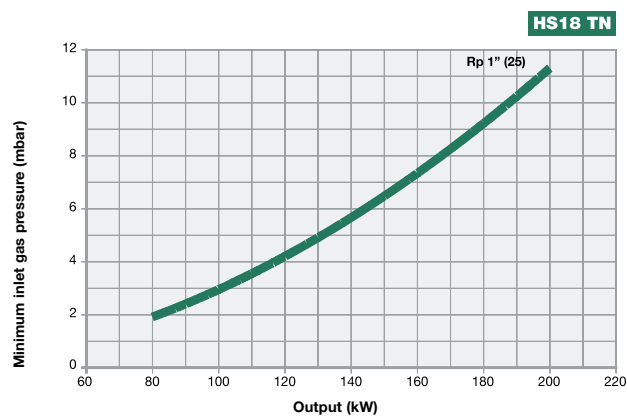
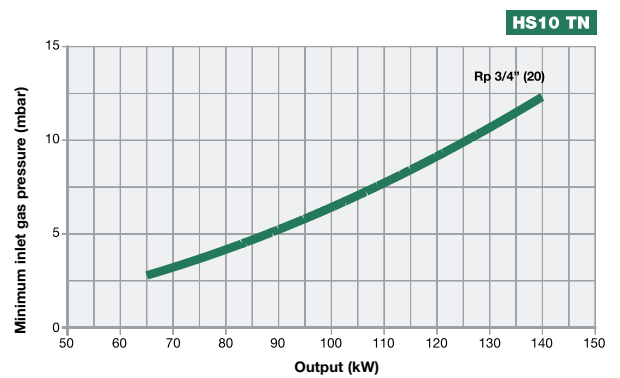
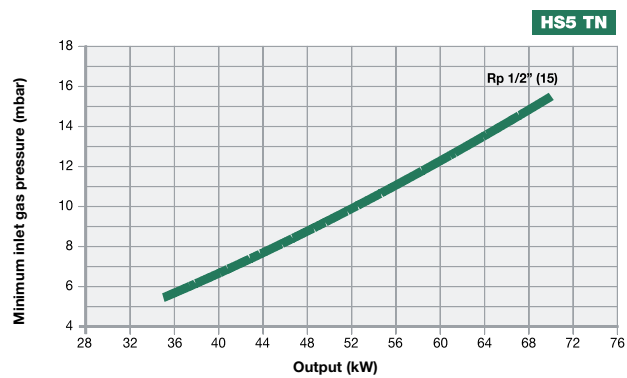
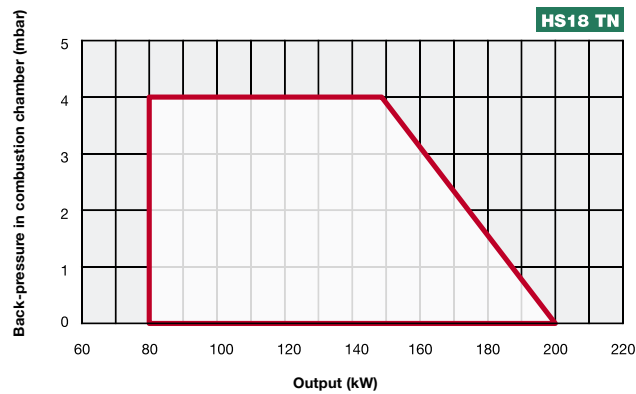
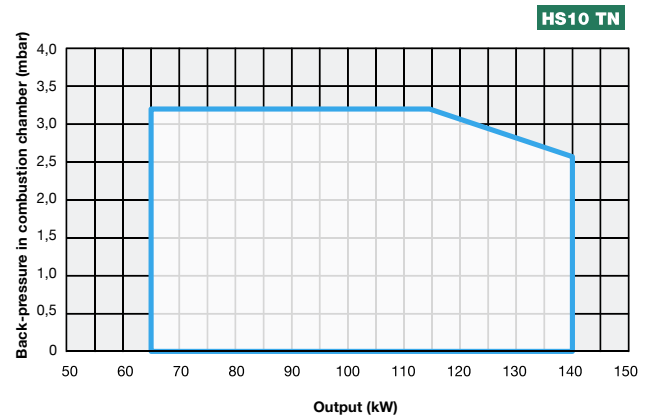
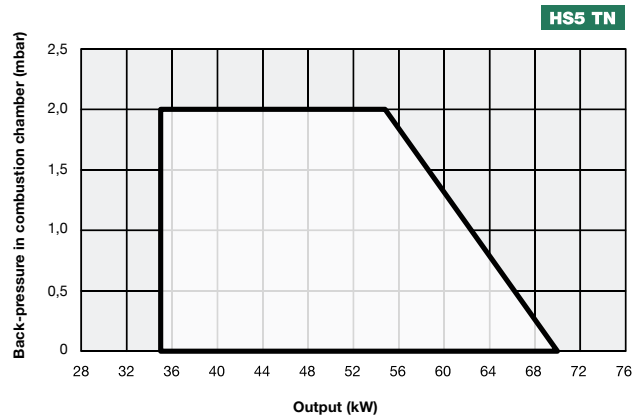


Type	Packaging dimensions (mm)			
	l	p	h	kg
HS5	580	580	360	23
HS10	510	350	730	30
HS15	510	350	730	31

Approximate values

Type	Model	Overall dimensions (mm)								Boiler drilling (mm)				Burner flange (mm)		
		A	B	BL	C	CL	D	G	L	H	M	N	P	K	O	
													min. max.		min. max.	
HS5	MG.TN.x.xx.A.0.15	320	0÷61	0÷160	380	480	400	80	190	90	M8	130÷189	92 134	162	86	138
HS10	MG.TN.x.xx.A.0.20	351	159	254	510	605	430	108	210	115	M8	148÷189	105 134	162	103	103
HS18	MG.TN.x.xx.A.0.25	348	177	267	525	615	430	126	210	135	M8	148÷189	105 134	162	103	103

Approximate values



Attention: the graph shows the value of the gas output (kW) against the corresponding pressure without the combustion chamber back pressure. To know the minimum gas pressure at gas train, in order to get the gas output, it is necessary to add the boiler back pressure to the value read on the curve.