mille SERIES N1060A N1300A

NEW

CIB UNIGAS >80 <120 mg/kWh CLASS 2 Low NOx

GAS

The new standard N type MILLE series **Low NO_x burners Class 2 (< 120 mg/kWh)**, made in aluminum housing with a backward curved centrifugal impeller is studied and developed to get high performance and efficiency combined with low emissions.
The performance range of this array of products goes from 2.550 to 13.000 kW and its modulating ratio is 1:3. Higher modulating ratio (up to 1:10) is available, upon request, in those models with mobile combustion head and electronic control unit.

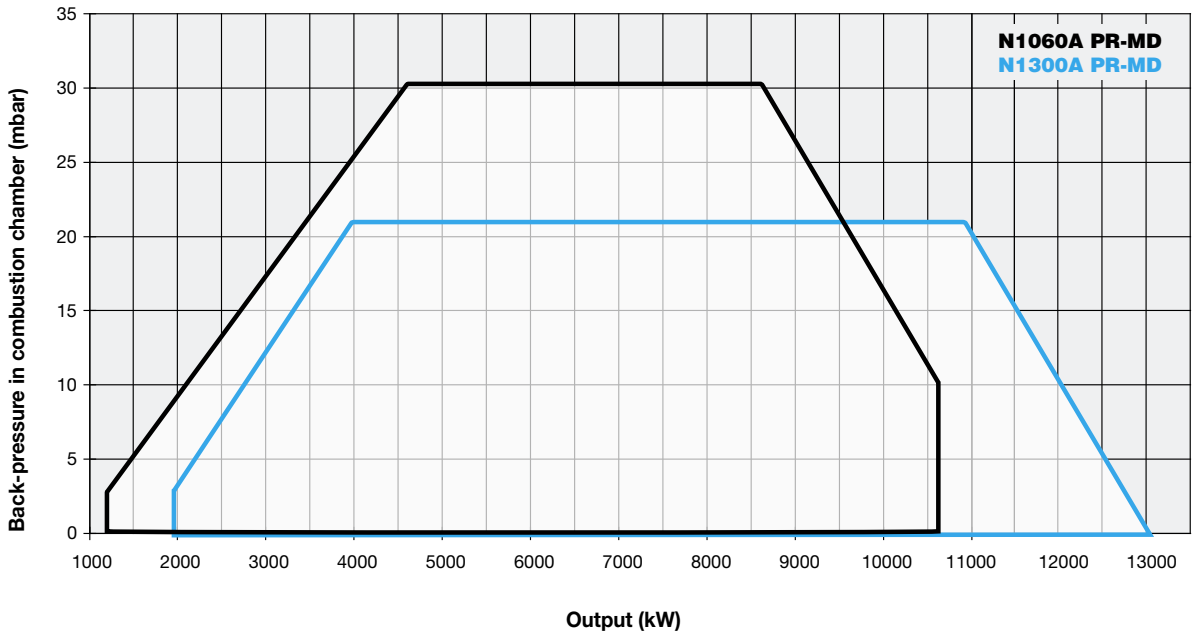

TECHNICAL DETAILS

Type	Model	Output kW		Auxiliary electrical power supply	Motor electrical power supply	Fan motor	Gas connections	Noise level
		min.	max.			kW		dBA
N1060A	M-.xx.SR.xx.A.1.xxx	1.200	10.600	230 V 1N AC 50 Hz	400 V 3 AC 50 Hz	22,0	DN80 - DN100 - DN125	< 85,6
N1300A	M-.xx.SR.xx.A.1.xxx	2.000	13.000	230 V 1N AC 50 Hz	400 V 3 AC 50 Hz	30,0	DN80 - DN100 - DN125	< 85,6

For the configuration of the gas train, see page 112-113.

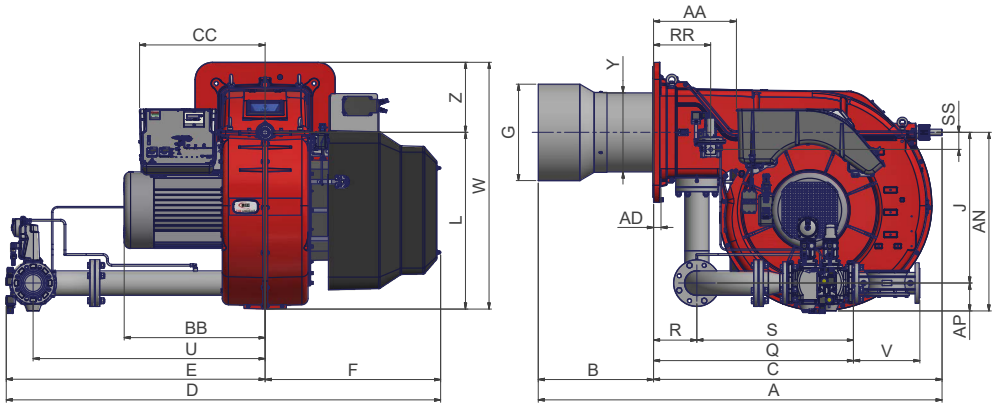

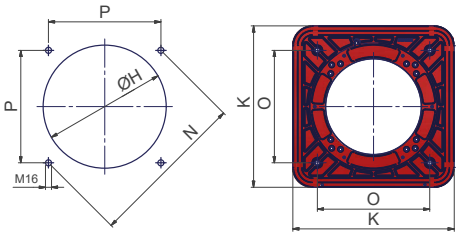

Suggested boiler drilling *Burner flange*

Type	Packaging dimensions (mm)			
	l	p	h	kg
N1060A	2300	1720	1410	550
N1300A	2300	1720	1410	600

Approximate values (regarding model with gas train DN100)

Type	Model	Overall dimensions (mm)																												
		AA	A	AD	AN	AP	B	BB	C	CC	D	E	F	G	H	J	K	L	M	N	O		P	Q	R	S	U	V	W	Y	Z
																					min.	max.									
N1060A	M-.xx.SR.xx.A.1.80	384	1900	35	841	132	542	664	1358	684	1842	1219	623	454	504	709	660	831	M16	651	460	460	460	944	204	740	1092	310	1161	399	330
N1060A	M-.xx.SR.xx.A.1.100	384	1900	35	854	145	542	664	1358	684	1858	1235	623	454	504	709	660	831	M16	651	460	460	460	848	204	644	1092	350	1161	399	330
N1060A	M-.xx.SR.xx.A.1.125	384	1900	35	884	175	542	664	1358	684	1972	1349	623	454	504	709	660	831	M16	651	460	460	460	958	204	754	1192	478	1161	399	330
N1300A	M-.xx.SR.xx.A.1.80	390	1908	35	841	132	542	664	1366	684	1842	1219	623	514	564	709	660	831	M16	651	460	460	460	944	204	740	1092	310	1161	399	330
N1300A	M-.xx.SR.xx.A.1.100	390	1908	35	854	145	542	664	1366	684	1858	1235	623	514	564	709	660	831	M16	651	460	460	460	848	204	644	1092	350	1161	399	330
N1300A	M-.xx.SR.xx.A.1.125	390	1908	35	884	175	542	664	1366	684	1972	1349	623	514	564	709	660	831	M16	651	460	460	460	958	204	754	1192	478	1161	399	330

Approximate values

N1060A N1300A mille SERIES

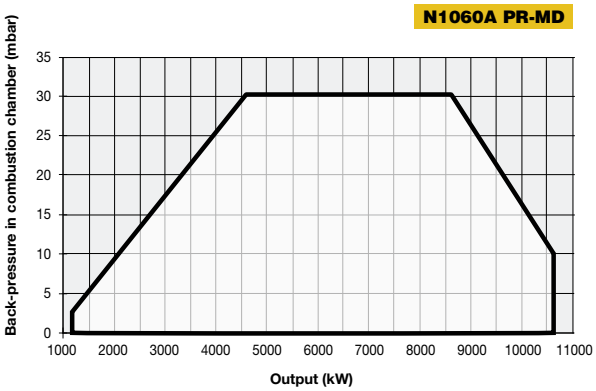

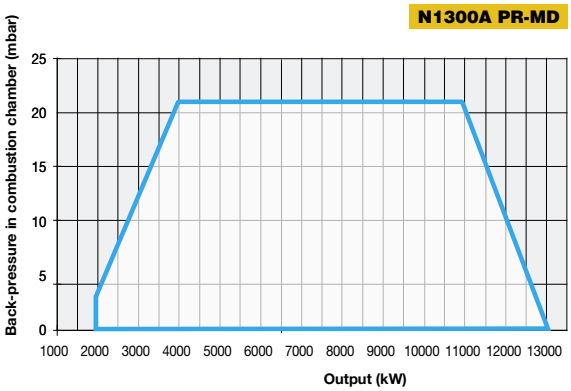

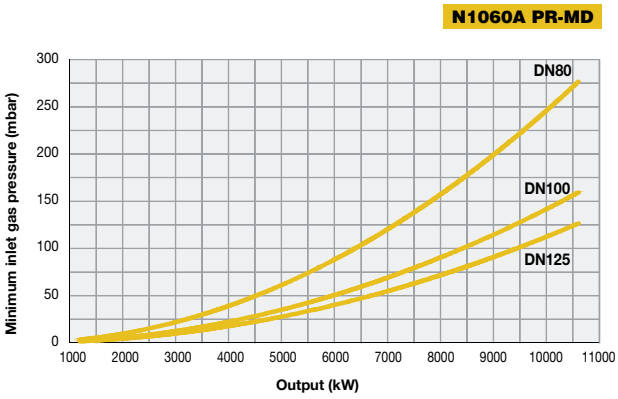

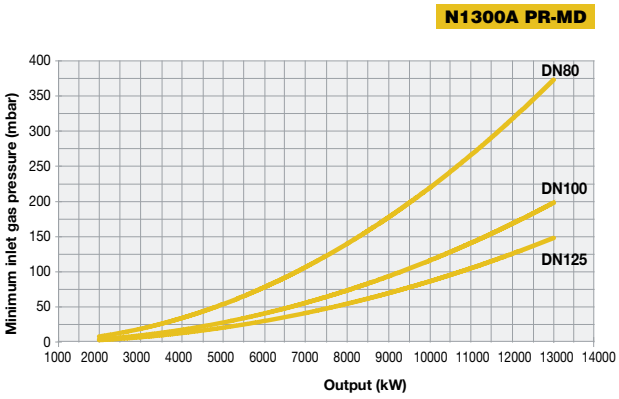

Attention: the graph shows the value of the gas output (kW) against the corresponding pressure without the combustion chamber back pressure. To know the minimum gas pressure at gas train, in order to get the gas output, it is necessary to add the boiler back pressure to the value read on the curve.