

04	"QRI" OPTION ADDED	26/01/16	U. PINTON
03	AGGIORNATO SCHEMA/WIRING UPDATE	02/05/13	U. PINTON
02	MODIFICA SONDE / PROBE MODIFIED	18/05/07	U. PINTON
01	AGGIUNTO/ADDED SAFETY LOOP	19/07/06	U. PINTON
REV.	MODIFICA	DATA	FIRME



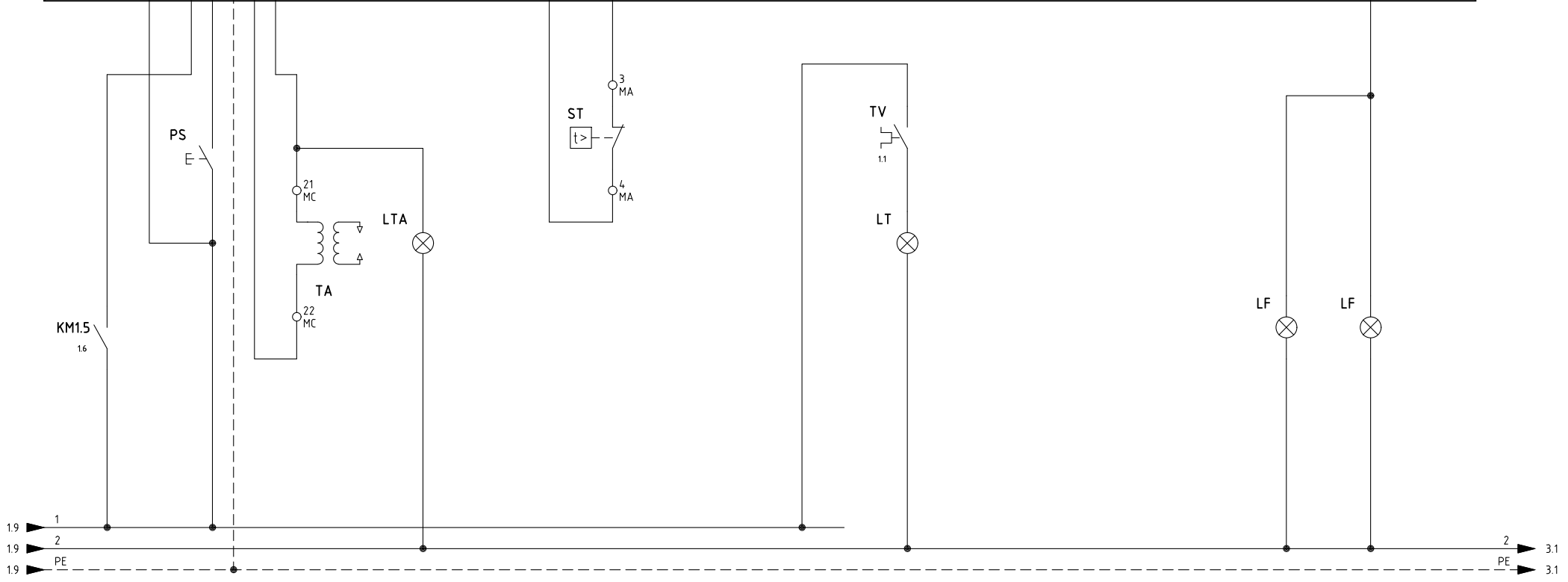
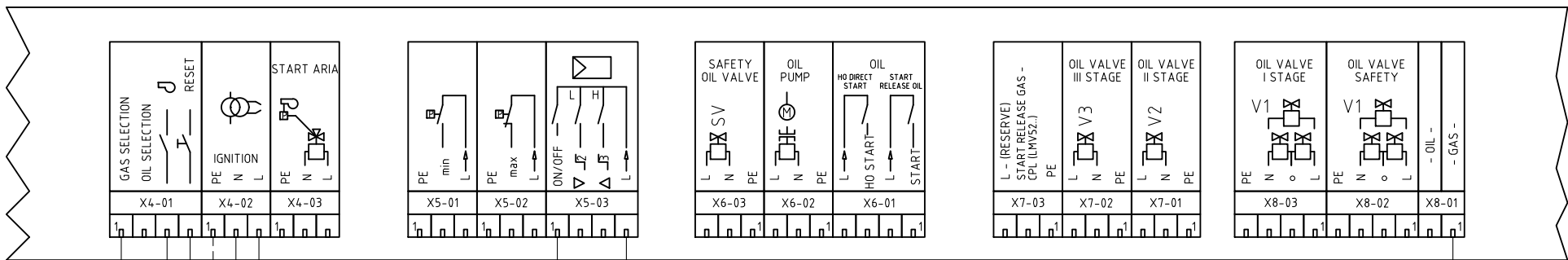
Impianto  
**TIPI/TYPES P(TP)60/72 - R(TP)75A/91A/92A/93A/512A/515A/520A**  
**MODELLO/MODEL x-.MD.x.xx.A.1.xx.ES**

Descrizione  
**CON LMV5x..**  
**WITH LMV5x..**

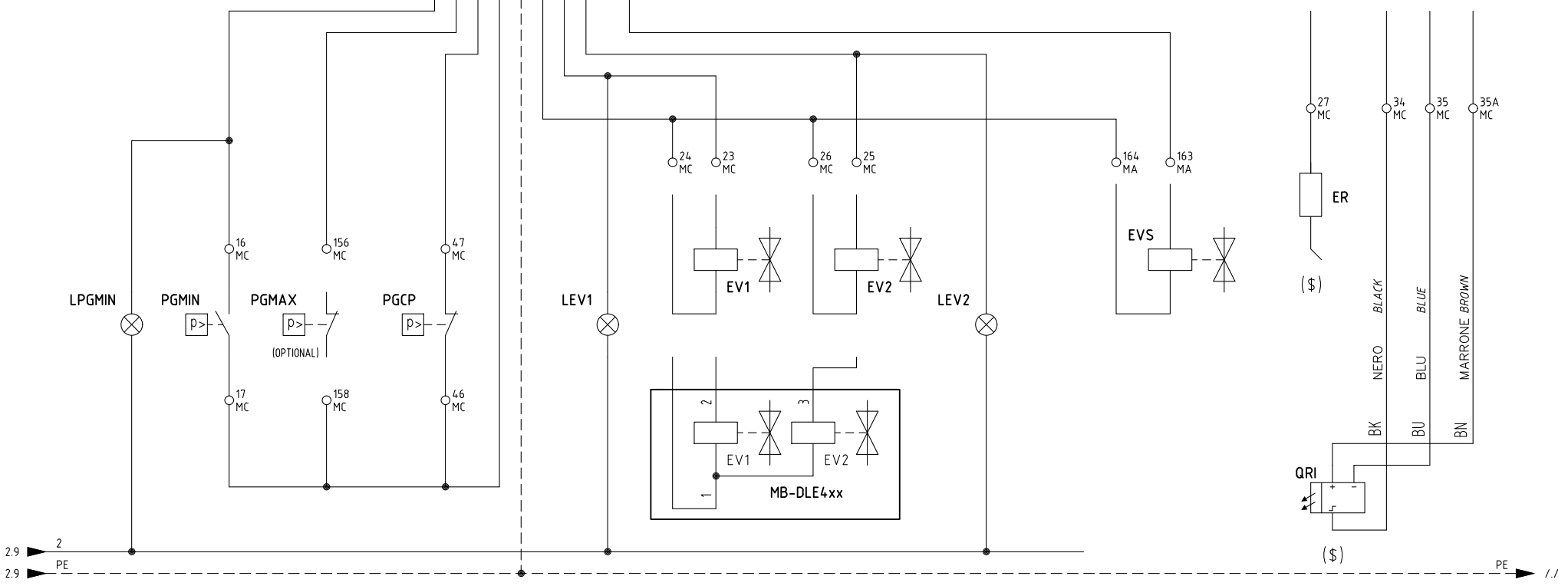

Ordine	
Commessa	Data Controllato 26/01/2016
Esecutore U. PINTON	Controllato G. SCATTOLIN

Data	28/06/2004
Revisione	04
Dis. N.	05 - 0743

PREC.	FOGLIO
/	1
SEQUE	TOTALE
2	8

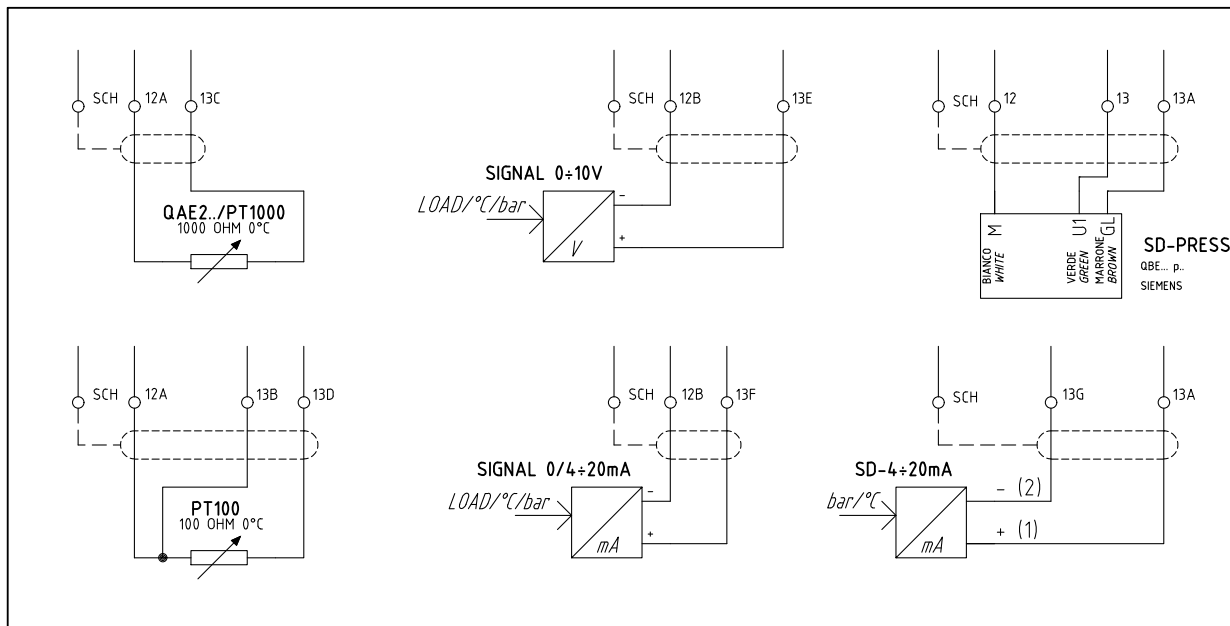
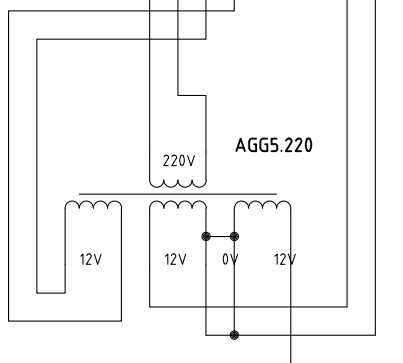
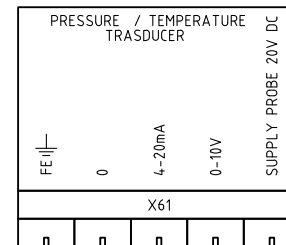
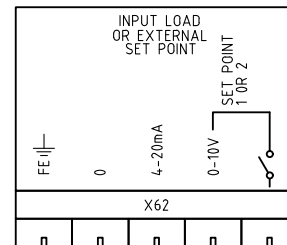
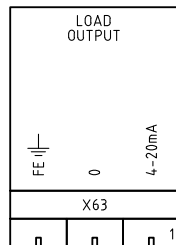
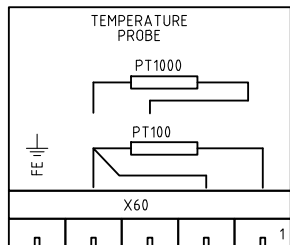
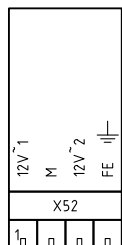
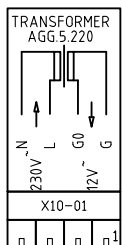


Data	28/06/2004	PREC.	FOGLIO
Revisione	04	1	2
Dis. N.	05 - 0743	SEGUE	TOTALE
		3	8



(\$)  
 SONDA "QRI" IN ALTERNATIVA A ELETTRODO "ER"  
 "QRI" PROBE ALTERNATIVE TO "ER"

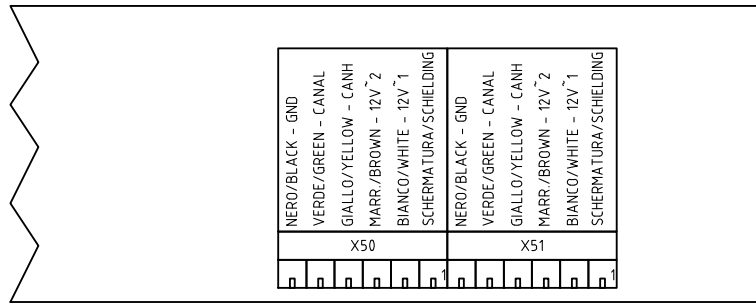
Data	28/06/2004	PREC.	FOGLIO
Revisione	04	2	3
Dis. N.	05 - 0743	SEGUE	TOTALE
		4	8



(xx)  
ATTENZIONE COLLEGAMENTO SONDE  
WARNING PROBE CONNECTION

COLLEGAMENTO ELETTRICO PIU' CORTO POSSIBILE (~10cm)  
DIRETTAMENTE SU PIASTRA QUADRO ELETTRICO  
ELECTRICAL CONNECTION AS SHORT AS POSSIBLE (~ 10cm)  
DIRECTLY ELECTRIC BOX PLATE

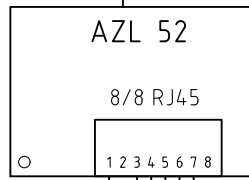
Data	28/06/2004	PREC.	FOGLIO
Revisione	04	3	4
Dis. N.	05 - 0743	SEGUE	TOTALE
		5	8



ESECUZIONE DELLA CONNESSIONE TRA LMV5x E SERVOCOMANDI < 20 METRI  
 CONNECTIONS BETWEEN LMV5x AN ACTUATOR < 20 METERS

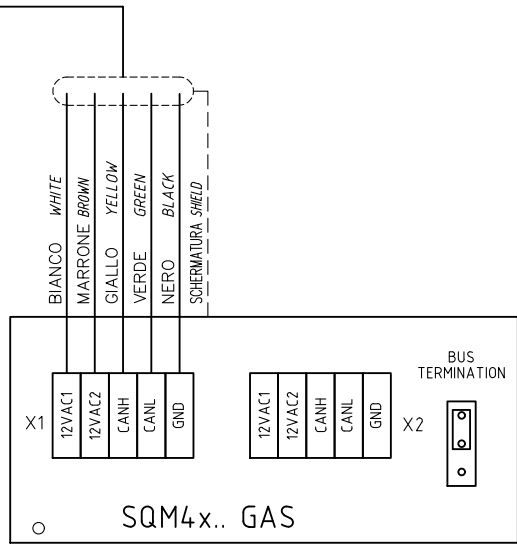
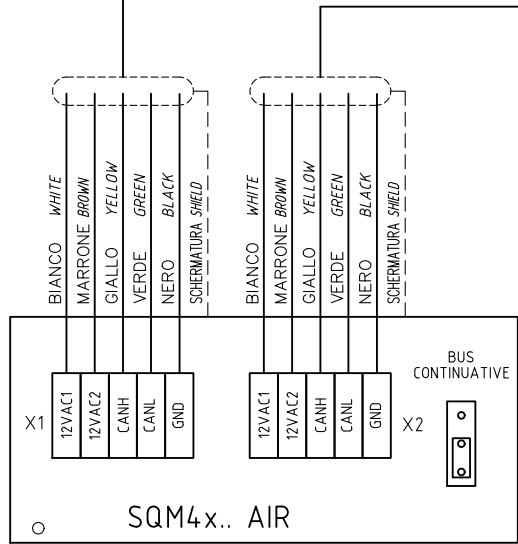
AGG5.635

CAVO DI SEGNALE E ALIMENTAZIONE ELETTRICA  
 SIGNAL AND ELECTRIC SUPPLY CABLE



TXD  
 RXD  
 GND U1  
 GND U2

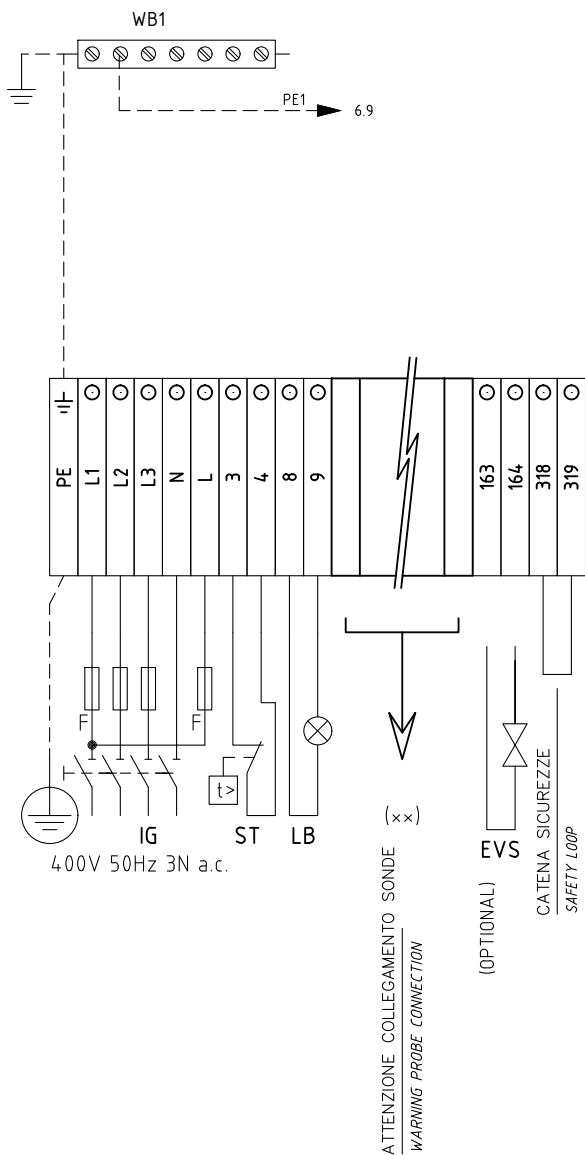
PORTA INTERFACCIA BUS  
 (MODBUS O ALTRO PROTOCOLLO CON UN CONVERTITORE)  
 INTERFACE BUS PORT  
 (MODBUS OR OTHER PROTOCOL WITH A CONVERTER)



LA SEQUENZA DEI SERVOCOMANDI PUO' ESSERE DIVERSA;  
 E' IMPORTANTE PERO' CHE L'ULTIMO SIA CON IL PONTE "BUS TERMINATION"  
 THE CONNECTIONS OF ACTUATORS TO LMV CAN BE DIFFERENT;  
 PLEASE NOTE THAT THE LAST ACTUATOR MUST HAVE THE BRIDGE "BUS TERMINATION"

Data	28/06/2004	PREC.	FOGLIO
Revisione	04	4	5
Dis. N.	05 - 0743	SEGUE	TOTALE
		6	8

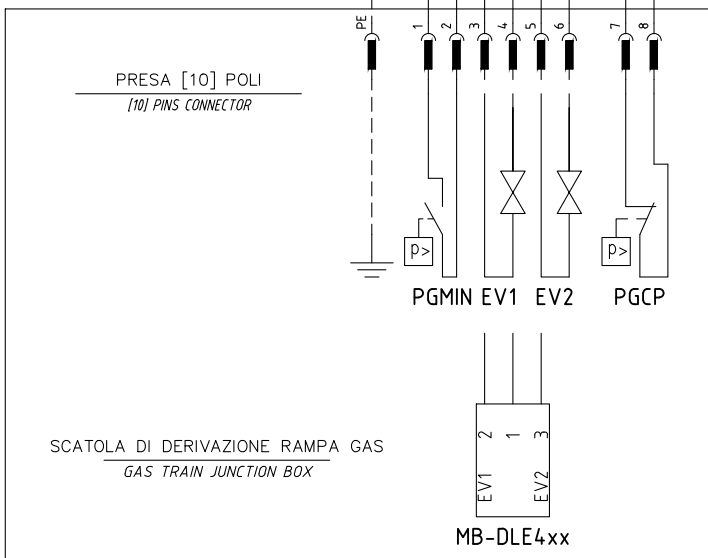
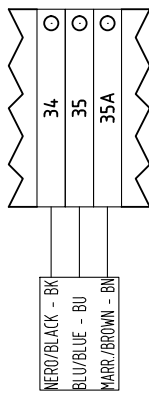
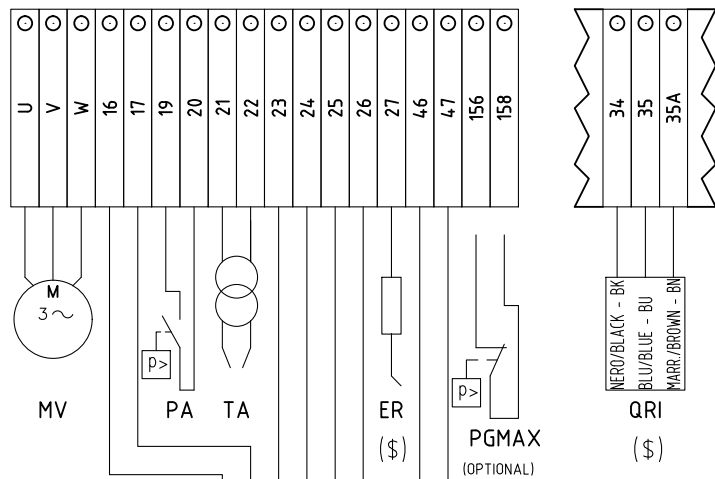
QUADRO QG - MORSETTIERA MA  
 MORSETTIERA ALIMENTAZIONE BRUCIATORE  
 BURNER SUPPLY TERMINAL BOARD



ATTENZIONE COLLEGAMENTO SONDE  
 WARNING PROBE CONNECTION

Data	28/06/2004	PREC.	FOGLIO
Revisione	04	5	6
Dis. N.	05 - 0743	SEGUE	TOTALE
		7	8

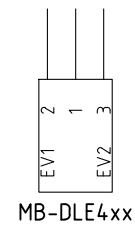
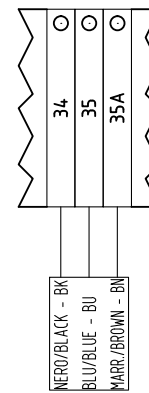
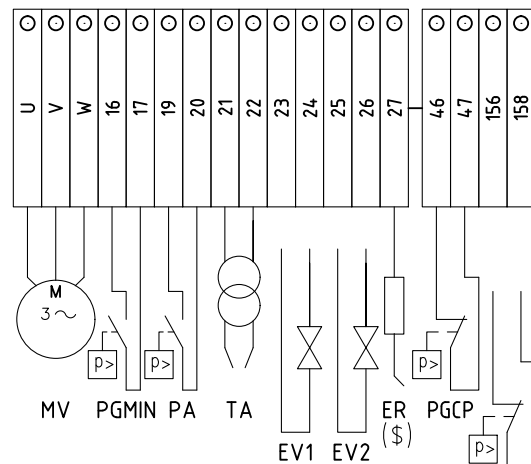
QUADRO QG - MORSETTIERA MC  
MORSETTIERA COMPONENTI BRUCIATORE  
BURNER COMPONENT TERMINAL BOARD



VERSIONE CON CONNETTORE RAMPA GAS  
WITH GAS TRAIN CONNECTOR VERSION

(\$)  
SONDA "QRI" IN ALTERNATIVA A ELETTRODO "ER"  
"QRI" PROBE ALTERNATIVE TO "ER"

QUADRO QG - MORSETTIERA MC  
MORSETTIERA COMPONENTI BRUCIATORE  
BURNER COMPONENT TERMINAL BOARD



VERSIONE SENZA CONNETTORE RAMPA GAS  
WITHOUT GAS TRAIN CONNECTOR VERSION

(\$)  
SONDA "QRI" IN ALTERNATIVA A ELETTRODO "ER"  
"QRI" PROBE ALTERNATIVE TO "ER"

Data	28/06/2004	PREC.	FOGLIO
Revisione	04	6	7
Dis. N.	05 - 0743	SEGUE	TOTALE
		8	8

0	1	2	3	4	5	6	7	8	9
Sigla/Item	Foglio/Sheet	Funzione				Function			
AGG5.220	4	TRASFORMATORE AUSILIARIO				AUXILIARY TRANSFORMER			
AZL 52	5	INTERFACCIA UTENTE				USER INTERFACE			
ER	3	ELETTRODO RILEVAZIONE FIAMMA				FLAME DETECTION ELECTRODE			
EV1	3	ELETTROVALVOLA GAS LATO RETE				UPSTREAM GAS SOLENOID VALVE			
EV2	3	ELETTROVALVOLA GAS LATO BRUCIATORE				DOWNSTREAM GAS SOLENOID VALVE			
EVS	3	ELETTROVALVOLA GAS DI SICUREZZA (OPTIONAL)				SAFETY GAS SOLENOID VALVE (OPTIONAL)			
FU1.1	1	FUSIBILI DI LINEA				LINE FUSES			
FU1.2	1	FUSIBILE LINEA AUSILIARI				AUXILIARY LINE FUSE			
FU1.5	1	FUSIBILE LINEA AUSILIARI				AUXILIARY LINE FUSE			
IG	1	INTERRUTTORE GENERALE				MAINS SWITCH			
IL	1	INTERRUTTORE LINEA AUSILIARI				AUXILIARY LINE SWITCH			
KM1.5	1	CONTATTORE MOTORE VENTILATORE				FAN MOTOR CONTACTOR			
LB	1	LAMPADA SEGNALAZIONE BLOCCO BRUCIATORE				INDICATOR LIGHT FOR BURNER LOCK-OUT			
LEV1	3	LAMPADA SEGNALAZIONE APERTURA [EV1]				INDICATOR LIGHT FOR OPENING OF ELECTRO-VALVE [EV1]			
LEV2	3	LAMPADA SEGNALAZIONE APERTURA [EV2]				INDICATOR LIGHT FOR OPENING OF ELECTRO-VALVE [EV2]			
LF	2	LAMPADA SEGNALAZIONE FUNZIONAMENTO BRUCIATORE				INDICATOR LIGHT BURNER OPERATION			
LF	2	LAMPADA SEGNALAZIONE FUNZIONAMENTO BRUCIATORE				INDICATOR LIGHT BURNER OPERATION			
LMV51.100/LMV51.300/LMV52.200	1	APPARECCHIATURA DI COMANDO				CONTROL SCHEME			
LPGMIN	3	LAMPADA SEGNALAZIONE PRESENZA GAS IN RETE				INDICATOR LIGHT FOR PRESENCE OF GAS IN THE NETWORK			
LT	2	LAMPADA SEGNALAZIONE BLOCCO TERMICO MOTORE VENTILATORE				INDICATOR LIGHT FOR FAN MOTOR OVERLOAD THERMAL CUTOUT			
LTA	2	LAMPADA SEGNALAZIONE TRASFORMATORE DI ACCENSIONE				IGNITION TRANSFORMER INDICATOR LIGHT			
MB-DLE4xx	3	GRUPPO VALVOLE GAS				GAS VALVES GROUP			
MV	1	MOTORE VENTILATORE				FAN MOTOR			
PA	1	PRESSOSTATO ARIA				AIR PRESSURE SWITCH			
PGCP	3	PRESSOSTATO GAS CONTROLLO PERDITE				GAS LEAKAGE PRESSURE SWITCH			
PGMAX	3	PRESSOSTATO GAS DI MASSIMA PRESSIONE (OPTIONAL)				MAXIMUM PRESSURE GAS SWITCH (OPTIONAL)			
PGMIN	3	PRESSOSTATO GAS DI MINIMA PRESSIONE				MINIMUM GAS PRESSURE SWITCH			
PS	2	PULSANTE SBLOCCO FIAMMA				FLAME UNLOCK BUTTON			
PT100	4	SONDA DI TEMPERATURA				TEMPERATURE PROBE			
QAE2../PT1000	4	SONDA DI TEMPERATURA				TEMPERATURE PROBE			
QRI	3	SONDA UV RILEVAZIONE FIAMMA				UV FLAME DETECTOR			
SD-4÷20mA	4	SEGNALE IN CORRENTE				CURRENT SIGNAL			
SD-PRESS	4	SONDA DI PRESSIONE				PRESSURE PROBE			
SIGNAL 0/4÷20mA	4	SEGNALE IN CORRENTE PER % CARICO				CURRENT SIGNAL FOR % LOAD			
SIGNAL 0÷10V	4	SEGNALE IN TENSIONE PER % CARICO				VOLTAGE SIGNAL FOR % LOAD			
SQM4x.. AIR	5	SERVOCOMANDO SERRANDA ARIA				AIR DAMPER ACTUATOR			
SQM4x.. GAS	5	SERVOCOMANDO FARFALLA GAS				GAS THROTTLE VALVE ACTUATOR			
ST	2	SERIE TERMOSTATI/PRESSOSTATI				SERIES OF THERMOSTATS OR PRESSURE SWITCHES			
TA	2	TRASFORMATORE DI ACCENSIONE				IGNITION TRANSFORMER			
TV	1	TERMICO MOTORE VENTILATORE				FAN MOTOR THERMAL			
WB1	1	BARRA DI TERRA				EARTH TERMINAL			

Data	28/06/2004	PREC.	FOGLIO
Revisione	04	7	8
Dis. N.	05 - 0743	SEGUE	TOTALE
		1	8